

Nivel secundario

3

English in action

3rd year | Student's booklet

Autoridades

Gobernador

Lic. Ignacio Agustín Torres

Vicegobernador

Dr. Gustavo Menna

Ministro de Educación

Prof. José Luis Punta

Subsecretaría de Instituciones Educativas

Prof. Adriana Di Sarli

Subsecretaría de Planeamiento y Políticas Educativas

Prof. Martín Larmeu

Subsecretaría de Recursos, Apoyo y Servicios Auxiliares

Prof. Leandro Oscar Espinoza

Coordinación de Lenguas Extranjeras

Ministerio de Educación de la Provincia del Chubut

Coordinadora de Lenguas Extranjeras y Coautora

Prof. Emilia Severiche

Autoría y Diseño

Esp. Verónica Rendón Moreira

Otros mapas, dibujos, fotografías y videos: se aclaran los autores en las imágenes y/o en las referencias.

Ejemplar de Distribución gratuita. Prohibida su venta.

Edición sin fines comerciales. No está permitida su venta, ni su reproducción - por cualquier medio - con fines comerciales.

© 2026. Ministerio de Educación de la Provincia del Chubut.

Rawson, Chubut. República Argentina

CONTENTS - ENGLISH IN ACTION 3		
Unit 0	Language Function	Vocabulary and Language Focus
Diagnostic unit Page 4	Describing and contextualizing the personal world and everyday environment (personal, school, and geographical settings).	Vocabulary: Places in nature, city; pet ownership and care; food; daily routines; school subjects; clothes. Language Focus: There is / there are; prepositions of place; have got / has got; countable and uncountable; determiners; how much, how many; simple present tense.
Unit 1: Learning & staying safe	Language Function	Vocabulary and Language Focus
Lesson 1: How often do you go online? Page 14	Describing routines, habits, and frequency of actions (related to online interaction and technology use).	Vocabulary: Social media and technology, verbs (use, post, share, send, talk). Language focus: Simple present tense; adverbs of frequency
Lesson 2: What are you doing? Page 17	Describing actions happening at the moment of speaking.	Vocabulary: Free time activities (playing video games, meeting friends, listening to music) Language focus: Present continuous
Lesson 3: Our Digital World Page 24	Comparing and contrasting habitual actions with actions happening now.	Vocabulary: Technology words (apps, video games, AI). Verbs of action (check, surf, send, text, etc.). Language focus: Simple present and Present continuous
Lesson 4: Smart screens, safe minds! Page 29	Giving and understanding strong advice, rules, and warnings related to health and technology.	Vocabulary: Health (related to social media, screen time, break, safety, private, etc.). Language Focus: Modal verb "must" (affirmative and negative: must / mustn't).

Revision test → Page 33 Project → Page 36		
Unit 2 The world around us!	Language Function	Vocabulary and Language Focus
Lesson 1: Tourist trails: What's more fun? Page 37	Comparing, evaluating, and expressing preferences between two locations.	Vocabulary: Places in Nature: mountain, river, lake, forest, beach, desert, park, trail. Adjectives for description: big, small, high, low, beautiful, dangerous, exciting, cheap, expensive, clean, relaxing. Language focus: Comparative adjectives.
Lesson 2: The best of the best. Page 43	Identifying and describing the characteristics of one person (or thing) within a group.	Vocabulary: Adjectives to describe people: talented, famous, popular, etc. Language focus: Superlative adjectives
Revision test → Page 49 Project → Page 53		
Unit 3 Once upon a time	Language Function	Vocabulary and Language Focus
Lesson 1: It wasn't a happy ending (or was it?) Page 54	Describing the state, condition, or characteristic of people in the past.	Vocabulary: Adjectives to describe people (mean, silly, brave, friendly, strong, etc.) Language focus: Simple past tense of verb to be (affirmative and negative).
Lesson 2: Where were they? The mystery of yesterday's secrets Page 61	Asking questions to investigate and confirm past facts or locations related to a mystery or strange event.	Vocabulary: School objects and places (notebook, bag, desk, classroom, hallway, etc.) Language focus: Simple past tense of verb to be (interrogative).
Revision test → 67 Page Project → 70 Consolidation → 72		



Unit 0

Let's get ready!



Complete the "This is me" section with your information.

THIS IS ME!

My name is _____

I'm _____ **years old**

My birthday is on

My favourite place in Chubut

I live in _____

My style

My favourite colour _____

My go-to outfit _____

My vibe

My favourite song: _____

My favourite app: _____

What makes me... me

I'm good at: _____

I'm interested in: _____

I'm scared of: _____

I'm proud of: _____

My dream is to: _____

Food

I like _____

but I don't like _____



Challenge: Discovering Chubut!

Activity 1. Nature in Chubut. Read and write T (true) or F (false).

Points	Question	Answer
100	There is a big gulf where you can see whales, it's called Golfo Nuevo or Golfo San José	
200	There aren't any penguins near the coast in Punta Tombo.	
300	There is a big desert in Esquel.	
400	There are mountains in Trelew.	
500	There isn't a big labyrinth in El Hoyo.	

Activity 2. Complete with “is there...?” or “are there...?” Then answer the questions.

Points	Question	Answer
100	_____ a beach in Puerto Madryn?	
200	_____ mountains in Rawson.	
300	_____ tea houses in Gaiman?	
400	_____ whales in Lago Puelo?	
500	_____ a waterfall in Trevelin?	

Activity 3. Around the City. Read the clues and answer the questions.

Points	Question	Answer
100	It's a place to buy food. What is it?	
200	It's a place to read books. What is it?	
300	It's a place to watch movies. What is it?	
400	There are big shops in some cities where people can buy things, eat and have fun. What are they called?	
500	It's a place where sick or hurt people go to get help. What is it?	

Activity 4. Where is it? Look at the map and complete with the correct preposition.

opposite - between - in front of - next to - behind

Points	Question	Answer
100	Where is the fast food restaurant?	It's _____ to the cinema.
200	Where is La Anonima?	It's _____ library.
300	Where is the bus stop?	It's _____ the police station and the hospital.
400	Where is the park?	It's _____ the school.
500	Where is the school?	It's _____ the park.



Activity 5. Describe your favourite place in Chubut using *there is / there are* and prepositions of place.

Example: "There is a beautiful lake in my town. There are mountains around it."



Reading: A visit to Patitas Rawsenses!

Activity 1. Before you read: Match the words to their definitions.

clean - animal shelter - cage - feed - volunteer



1) _____: a safe place where people care for animals that are lost, haven't got home, or whose owners can't take care of them anymore.



2) _____: A person who helps others without getting money.



3) _____: To give food to a person or an animal.



4) _____: To remove dirt from something.



5) _____: A box made of metal or wood with bars, in which animals are kept.

Activity 2. While you read: Circle the correct form: **has got** or **have got**.

A visit to *Patitas Rawsenses*



Mateo and Sara visit Patitas Rawsenses, a small animal shelter in Rawson. The shelter **has got / have got (1)** many animals waiting for a home. They **has got / have got (2)** four dogs, six cats, and two rabbits this month.

The volunteers **has got / have got (3)** important jobs. They feed the animals, clean their cages, and play with them. The shelter also **has got / have got (4)** a small vet room for check-ups and vaccinations.


Mateo loves the dogs. He **has got / have got (5)** a favourite, a big brown dog called Rocky. Sara likes the cats. She **has got / have got (6)** a tiny white kitten.



The shelter **hasn't got / haven't got (7)** much money, but they **has got / have got (8)** help from the people of Rawson. Mateo and Sara are happy because they **has got / have got (9)** the chance to help the animals.

Activity 3. After reading: Do the following activities.

<p>1) Complete with the following words.</p> <div style="border: 1px solid black; padding: 5px; margin: 5px 0;"> cleans - animal shelter - cages - feed - volunteer </div> <p>a) Mateo and Sara are volunteers at the _____</p> <p>b) Sara _____ the cages at the animal shelter.</p> <p>c) Mateo is a _____ at the animal shelter. He walks the dogs and gives them water.</p> <p>d) They _____ the animals in the morning.</p> <p>e) Volunteers clean the _____ at the shelter.</p>	<p>3) Answer the questions.</p> <p>a) Where is Patitas Rawsense? _____</p> <p>b) Has the shelter got hamsters? _____</p> <p>c) Has the shelter got a vet room? _____</p> <p>c) Have they got volunteers? _____</p> <p>d) Are Mateo and Sara happy to help? _____</p> <p>e) Have you got any pets? _____</p>
<p>2) Complete the sentences with <i>has got</i> or <i>have got</i> (affirmative or negative):</p> <p>a) The shelter _____ many animals this month.</p> <p>b) Mateo _____ a dog.</p> <p>c) Sara _____ a bird.</p> <p>d) The shelter _____ much money.</p> <p>e) The volunteers _____ important jobs.</p> <p>f) They _____ cages for the animals.</p>	<p>4) Write about animals you <i>have got</i> or your local shelter <i>has got</i>.</p> <p>Example: <u>“My shelter has got two cats and a dog. They haven’t got any birds or rabbits.”</u> Or: <u>“I have got one rabbit, but I haven’t got a hamster”.</u></p> <p>_____</p> <p>_____</p> <p>_____</p>

 **Challenge: Superheroes and Villains Challenge!**

Activity 1. Choose the correct answer.

<p>1) Which sentence is correct about Spider-Man?</p> <p>a) He can climbs walls. b) Hen can climb walls. c) He can’t climb walls. d) He can flying.</p>	<p>2) Which sentence is correct about Elektra?</p> <p>a) She can fights with swords. b) She can fight with swords. c) She can to fight with swords. d) She can’t fighting with swords.</p>	<p>3) Which sentence is correct about Hulk?</p> <p>a) He can break walls. b) He can breaks walls. c) He can’t breaking walls. d) He can to break walls.</p>
---	--	---

<p>4) Which sentence is correct about Black Widow?</p> <p>a) She can't fighting. b) She can fights. c) She can to fight. d) She can fight.</p>	<p>5) Which sentence is correct about Doctor Strange?</p> <p>a) He can to open portals. b) He can opens portals. c) He can open portals. d) He can't opening portals.</p>	<p>6) Which sentence is correct about Thor?</p> <p>a) He can't using a hammer. b) He can to use a hammer. c) He can use a hammer. d) He can uses a hammer.</p>
--	---	--

Activity 2. Complete with **can** or **can't**.

1) Electra _____ fly. X	2) Thanos _____ move objects with his mind. ✓	3) Venom _____ become invisible. X
4) The Joker _____ jump high. X	5) Hela _____ run fast. ✓	6) Loki _____ change into creatures and objects. ✓

Activity 3. Answer the questions.

1) Can Wonder Woman read minds? X	2) Can Iron Man fly? ✓	3) Can Groot swim? ✓
4) Can Captain American jump? ✓	5) Can Black Widow climb walls? X	6) Can Ant-Man become invisible? X

Activity 4. Choose one superhero or villain and write what they can and can't do.


Example: Spider-Witch. She can climb walls and cast spells. She can't fly but she can jump very high. Can she talk to animals? No, she can't!

Challenge: The Mystery at the School Café!




It's lunch time at the school café, but something strange happened! The chef, Mr. Brown, can't open the storage room because the *secret code* is missing. Your mission: **complete all the challenges to find the 4-digit code** and help him prepare lunch!

Activity 1. Each challenge gives you **one number** for the final code. Complete the activities to “**unlock**” the code.

<p>1) The Fridge Lock. Complete with a / an / some / any.</p> <p>a) There is _____ apple on the table. b) There isn't _____ milk in the fridge. c) I'd like _____ eggs, please. d) There is _____ orange juice. e) We don't have _____ bread.</p> <p>Count how many times you used “some”, to get your first digit. First digit = some: _____</p>	<p>3) The Shopping List. Decide if the nouns are countable (C) or uncountable (U).</p> <p>a) Cherries _____ f) Carrot _____ b) Rice _____ g) Sandwich _____ c) Cheese _____ h) Juice _____ d) Sugar _____ i) Onion _____ e) Milk _____ j) Egg _____</p> <p>Count how many “countable nouns” you have: that's your third digit. Third digit = countable nouns _____</p>
<p>2) The Café Conversation. Complete with “how much” or “how many”.</p> <p>Pedro: Let's make egg sandwiches! Uma: Good idea. _____ (a) bread do we have? Pedro: Not much. Only one loaf. Uma: Ok. And _____ (b) tomatoes do we have? Pedro: Five tomatoes. Uma: That's enough! _____ (c) cheese do we have? Pedro: We don't have any cheese. We need to buy some. Uma: Ok. _____ (d) eggs are there? Pedro: There are four eggs. Uma: Great! Let's get ready to cook!</p> <p>Count how many times you used “how many”. That number is your second digit. Second digit = how many: _____</p>	<p>4) The Secret Recipe. Look at the picture and answer the questions.</p> <div style="text-align: right;">  </div> <p>a) Have we got any eggs? _____ b) Have we got any milk? _____ c) Have we got any sugar? _____ d) Have we got any strawberries? _____ e) Have we got any flour? _____ f) Have we got any bananas? _____</p> <p>Count the “affirmative answers” to get the next digit. Fourth digit = affirmative answers: _____</p>
<p>Open the storage room! Write your 4-digit code: _____</p>	

Activity 2. Now that you've opened the storage room, Mr. Brown needs to know what food you have got and haven't got. Look at the picture and write a short note to him.

<p>Example: Dear Mr. Brown, We have got some eggs and some apples. But we haven't got any milk or any bread. There is an orange and a banana for dessert. Please buy some milk! Love, your kitchen team.</p>	<div style="text-align: center;">  </div> <p>_____</p> <p>_____</p> <p>_____</p> <p>_____</p> <p>_____</p>
---	--



Listening: 🎵 A to Z, Say Hello to Me!


Activity 1. Before you listen. Complete with the missing words. Then, listen and check.


play video games - check my messages - get up - take photos - go to school -
have dinner - watch videos - take a shower - have lunch - have breakfast


My daily flow




Verse 1

Yo, I _____ (1) , when
the sun is high,

I _____ (2) , and I feel
so fly.

I _____ (3) , toast
and tea,


Then I _____ (4) , that's
me!


Chorus

This is my daily flow, you know,
Every single day, I go, go, go!
That's the way,
I live my life day by day!

(Repeat Chorus x 2)

Verse 2


I _____ (5) , I meet my
friends,
The fun and learning never ends.


I _____ (6) , I eat and chat,
Then I listen to music, yeah, I like that!


Chorus


This is my daily flow, you know,
Every single day, I go, go, go!
That's the way,
I live my life day by day! (Repeat x 2)

Verse 3

I _____ (7) , I love
that style,

I _____ (8)  online
for a while.

I _____ (9) , I never
lose,

Then I _____ (10) 
what do I choose?


Verse 4

The day is done, I chill, relax,
No stress, no school, no heavy tracks.
I close my eyes, I dream so deep,
I love my life, then I go to sleep!

(Repeat Chorus x 2)

Activity 2. After listening: Do the following activities.

<p>1) Choose the correct answer</p> <p>1. The singer gets up when: a) it's dark b) the sun is high c) he goes to school</p> <p>2. After breakfast, he: a) takes a shower b) checks messages c) plays games</p> <p>3. What does he do at lunch? a) He eats and chats b) He takes photos c) He goes home</p> <p>4. What does he do online? a) listens to music and plays games b) watches videos and checks messages c) reads books and studies.</p> <p>5. At the end of the day, he: a) takes a shower b) goes to sleep c) eats lunch</p>	<p>2) Circle the correct form.</p> <p>a) She get / gets up when the sun is high. b) They take / takes a shower in the morning. c) I have / has breakfast: toast and tea. d) He check / checks his messages in the afternoon. e) We take / takes photos in the park.</p> <hr/> <p>3) Complete with the correct form of the verbs.</p> <p>a) I _____ (play) my guitar, it _____ (sound) so cool! b) She _____ (watch) reels at night, they _____ (be) so much fun. c) They _____ (have) lunch at school. It _____ (include) fruit and vegetables. d) He _____ (listen) to music, it _____ (help) him concentrate</p>
---	---

 **Reading: A Day with Bizarrap!**

Activity 1. Before you read. Match the words to the meanings.

- | | |
|-----------|--|
| 1) Hoodie | a) the study of numbers, shapes, and space. |
| 2) Jeans | b) something you wear on your head. |
| 3) Lyrics | c) trousers made of denim. |
| 4) Maths | d) a type of jacket or sweatshirt with a hood. |
| 5) Cap | e) the words of a song. |

Activity 2. Write T (true) or F (false). Then read and check.

- | | |
|------------------------------------|--------------------------------------|
| 1) Bizarrap studies English. _____ | 4) He wears formal clothes. _____ |
| 2) He doesn't like maths. _____ | 5) He loves English. _____ |
| 3) He teaches music. _____ | 6) He wears hoodies and jeans. _____ |

Activity 3. While you read: Check your answers in Activity 2.

A Day with Bizarrap!

Reporter: Hi Bizarrap! Thanks for joining us today.

Bizarrap: Hi! No problem. It's great to be here.

Reporter: You're famous for your music, but let's talk about your daily life. Do you study?

Bizarrap: Yes, I do. I study music production and English. I love English classes because we talk about lyrics and sounds.

Reporter: Cool! Do you like maths?

Bizarrap: Hmm, not really. I don't like maths. It's too hard!

Reporter: What do you wear when you record music?

Bizarrap: I usually wear a hoodie, jeans, and my cap. I don't wear formal clothes.

Reporter: Do you teach music, too?

Bizarrap: No, I don't. I only make songs and videos.

Reporter: And what time do you start working?

Bizarrap: I start at 10 a.m. and finish late at night.

Reporter: Wow! Thanks for your time, Bizarrap.

Bizarrap: You're welcome!



Activity 4. After reading: Do the following activities.

1) Complete with the correct form of the verb.

- a) Bizarrap _____ (study) music.
- b) He usually _____ (wear) jeans.
- c) He _____ (start) work at 10 a.m.
- d) He _____ (make) songs.
- e) His songs _____ (have) many fans.
- f) They _____ (use) modern beats.

2) Complete with the negative form: "don't" or "doesn't".

- a) Bizarrap _____ (like) math.
- b) He _____ (teach) music.
- c) He _____ (work) at 8 a.m.
- d) He _____ (finish) early.
- e) His songs _____ (use) many instruments.
- f) His music _____ (stop) surprising fans!

3) Complete with "do" or "does. Then answer the questions.

- a) _____ you like Bizarrap's music? _____
- b) _____ Bizarrap study? _____
- c) _____ he like maths? _____
- d) _____ he wear informal clothes? _____
- e) _____ he make videos? _____
- f) _____ Bizarrap's songs have lyrics? _____



Unit 1

Learning & staying safe



Lesson 1: How often do you go online?

Introducing the topic: Teen Talk Tech: “Tech and Social Media”



Luna: Hey, everyone! Welcome to *Teen Talk Tech!* I'm Luna.

Maxi: And I'm Maxi! Today's topic is “Tech and Social Media”! Luna, how often do you use your phone?

Luna: I **always** use my phone in the morning. I check messages and watch funny reels.

Maxi: Same! I **often** check Instagram during breakfast. I also **always** watch YouTube videos while I eat. How about social media?

Luna: I **usually** use TikTok. I **sometimes** watch Instagram stories, but I never use Facebook.

Maxi: Yeah! I **usually** use Snapchat, but I **hardly ever** post pictures.

Luna: Me neither! Do you use AI?

Maxi: Yes, I do! I **often** use it for homework.

Luna: That's cool. I **sometimes** ask AI for music ideas.

Maxi: But we **never** use AI in exams, right?

Luna: Of course not! That's cheating!

Maxi: True. Do you chat with friends online?

Luna: Yes! I **usually** chat with my friends at night. We talk about games and music.

Maxi: Same here. I **always** send funny stuff!

Luna: So, Maxi, do you think tech is good or bad?

Maxi: Hmm... It's good, but we have to be careful. I **sometimes** feel tired after too much screen time.

Luna: Me too! I **usually** take breaks. I go for a walk or read a book.

Maxi: That's smart! Alright, that's all for today!

Luna: Thanks for listening, friends! Don't forget to turn off your screens sometimes and enjoy the world!

Maxi: Bye for now!

Activity 1. Choose the correct answer.

- 1) What social media does Luna usually use?
- 2) Does Maxi post pictures on Facebook?
- 3) What does Maxi do while he eats breakfast?
- 4) Do they use AI during exams?

TikTok / Facebook

Yes, he does / No, he doesn't

He watches Snapchat / YouTube

Yes, they do / No, they don't



Language focus: Adverbs of frequency

Adverbs of frequency show how often we do something.

- With **general verbs** → adverb **BEFORE** the verb.
- With **to be** → adverb **AFTER** the verb.
- Use **How often** to ask about frequency.

Adverb	% of frequency	Subject + adverb + verb
always	100% ✓✓✓✓✓	I always use my phone in the morning.
usually	80% ✓✓✓✓	I usually chat with friends.
often	60% ✓✓✓	I often use AI for homework.
sometimes	40% ✓✓	I sometimes feel tired.
hardly ever	5% ✓	I hardly ever post pictures.
never	0%	I never use AI in exams.

Subject + to be (am / is / are) + adverb

I am **always** happy.
 He is **usually** tired.
 We are **often** late.

Activity 2. Put the words in the correct order.

- AI / I / for / use / homework / usually _____
- funny / always / gifs / sends / Luna _____
- school / after / Maxi / Instagram / opens / often _____
- is / good / technology / usually _____

Activity 3. Complete with the correct adverb of frequency.

always – usually – often – sometimes – never - often

- Luna _____ uses her phone in the morning.
- Maxi _____ checks Instagram during breakfast.
- They _____ use Facebook.
- Luna _____ posts pictures on social media.
- Maxi _____ uses AI to help with his homework.
- Luna _____ asks AI for music ideas.

Activity 4. Answer about you.

- 1) How often do you use your phone in the morning? _____
- 2) How often do you watch YouTube videos? _____
- 3) Do you use AI for homework? _____

Activity 5. Write 3 sentences about your tech habits, using adverbs + tech verbs (use, check, watch, chat, post, etc.).

Example: I usually use WhatsApp in the afternoon.

- 1) _____
- 2) _____
- 3) _____



Activity 6. Complete the *You* column. Then write sentences with a *verb* and an *adverb*.

Always ✓✓✓✓✓ Usually ✓✓✓✓✓ Often ✓✓✓ Sometimes ✓✓
 Hardly ever ✓ Never -

Activities	Jazmín	Axel	You
Share stories on IG	✓✓✓✓✓	✓✓	
Post on Facebook	-	✓	
Watch reels	✓✓✓✓	✓✓✓✓✓	
Take breaks from screens	✓✓✓	✓✓✓✓	

1) Jazmín <u>always shares</u> stories on IG	7) He _____ reels.
2) She _____ on Facebook.	8) He _____ breaks.
3) She _____ reels.	9) I _____ stories on IG
4) She _____ breaks.	10) I _____ on Facebook.
5) Axel _____ stories on IG	11) I _____ reels.
6) He _____ on Facebook.	12) I _____ take breaks.

Activity 7. Solve the brain teasers!

<p>1) Emoji Riddle Challenge. Write a sentence using adverbs.</p>  <p>Answer: _____</p>	<p>2) Emoji Riddle Challenge Write a sentence using adverbs.</p>  <p>Answer: _____</p>
---	---


Lesson 2: What are you doing?

Introducing the topic: What are you doing right now? Maybe you're sitting in your chair, maybe you're listening to music, maybe you're thinking about your next class. Maybe you are at home right now, so, what are you doing for fun? Maybe you are playing video games, or you are watching a movie! Free time looks different for everyone.

Activity 1. Read the text and complete it with some free time activities.

~~hang out with friends~~ - use their phones - go to the beach - take photos - play cards - draw pictures - go shopping - watch TV - chat with friends - go outside - play the guitar - listen to music - play games

Teens around the world relax and have fun in different ways. Some chill at home, some go out with friends, and others love music, games, or taking photos. Let's explore some cool free time activities. Maybe you can find your favorite here!

Some teens like to relax at home. Maybe they _____ (1)  or watch online videos.

Do you like to _____ (2)  ? Lots of teens do!

Some people like to be creative and _____ (3).



Others like to _____ (4)  or another instrument.

Many teens like to _____ (5).  They can use the mobile

phone to _____ (6)  or _____ (7).




Some like to _____ (8)  and send memes with their phones too!

When the weather is nice, some teens like to _____ (9) .

Maybe they _____ (10)  or they go out to a park.

Do you like to  _____ (11) with your friends?

Many teens like to **hang out with friends** (12).  You can just talk and laugh! Or





maybe you _____ (13)  together.



So, what are your favorite free time activities?



Activity 2. What's your free time style? Take this quiz to find out what kind of free time fun fits you best! Choose one answer for each question. Keep track of your letters (A, B, C or D)!

<p>1. It's Saturday afternoon. What are you doing?</p> <p>a) Hanging out with friends at the park. b) Playing online games at home. c) Drawing or taking cool photos. d) Walking around the mall or going shopping.</p> <p>2. Your phone is in your hand. What are you doing with it?</p> <p>a) Chatting with friends. b) Playing a mobile game. c) Taking pictures. d) Listening to music.</p> <p>3. You have one free hour. What sounds the best?</p> <p>a) Going outside and playing cards with friends. b) Watching TV or using your phone. c) Drawing pictures or playing the guitar. d) Going to the beach or shopping.</p>	<p>4. Your perfect day includes...</p> <p>a) Laughing with friends all day. b) Winning a game or relaxing with tech. c) Making something creative. d) Music, sunshine, and cool places.</p> <p>5. What do your friends say about you?</p> <p>a) You're super social. b) You're chill and love screens. c) You're creative and artistic. d) You're fun and always on the go.</p> <div style="display: flex; justify-content: space-around; align-items: center;"> <div style="text-align: center;"> <p>THE SOCIAL STAR!</p>  </div> <div style="text-align: center;"> <p>THE TECH FAN!</p>  </div> </div> <div style="display: flex; justify-content: space-around; align-items: center; margin-top: 20px;"> <div style="text-align: center;"> <p>THE CREATIVE SOUL</p>  </div> <div style="text-align: center;"> <p>THE ADVENTURER!</p>  </div> </div>
---	--

Now check your results!
 Count how many **As**, **Bs**, **Cs**, and **Ds** you got!

Mostly A's – The Social Star!
 You love to hang out with friends, chat, go outside, and play games together. People like your friendly energy!

Mostly B's – The Tech Fan!
 You enjoy screen time! You like to use your phone, watch TV, and play online games. You know all the latest apps!

Mostly C's – The Creative Soul!
 You love to draw pictures, take photos, or play the guitar. You see beauty everywhere!

Mostly D's – The Adventurer!
 You like to go shopping, listen to music, or go to the beach. You love fun, movement, and trying new things!



Language focus: Present Continuous (affirmative & negative)

Talking about actions happening now or around this moment in time.

<p>Affirmative Form: Subject + am / is / are + verb -ing + complement Examples: I am watching TV. He is playing Minecraft. They are listening to music</p>	
<p>Negative Form: Subject + 'm not / isn't / aren't + verb + -ing + complement Examples: I'm not watching a movie. She isn't reading. We aren't going outside.</p>	
<p>Spelling Rules for -ing Forms:</p>	
<p>➤ Most verbs → just add -ing Examples: play → playing; read → reading</p> <p>➤ Verbs ending in silent -e → drop e and add -ing Examples: make → making; write → writing</p>	<p>➤ One-syllable verbs ending in "consonant+vowel+consonant" → double the final consonant Examples: run → running; sit → sitting</p> <p>➤ Verbs ending in -ie → change -ie to -y and add -ing Examples: lie → lying; die → dying</p>

Activity 3. Circle the correct form of the verbs.

Renata: Hey, Diego! What are you doing?

Diego: Shhh! I'm **hiding** / **hide** (1)

Renata: Hiding? Why?

Diego: I'm **not do** / **doing** (2) my homework...

and my mom is **look** / **looking** (3) for me!

Renata: Haha! Where are you hiding?

Diego: Under the table... with my cat.

Renata: Wait... is your cat sitting on your head?

Diego: Yes, she is. I'm **not moving** / **move** (4)

Renata: You're crazy!

I'm **watch** / **watching** (5) reels on TikTok.

Diego: Lucky you! I'm hungry, but I'm **not eating** / **eat** (6) anything.

I'm just being a human cat chair.

Renata: Haha!

Diego: Oh no! My mom is **comeing** / **coming** (7)!

Renata: Quick! Pretend you're a chair!

Diego: Too late! I'm **runing** / **running** (8) ! Bye, Renata!


Renata: Good luck, Diego! Run fast!



Activity 4. Write the -ing form of the verbs.

1) Write <u>writing</u>	4) Talk	7) Use
2) Swim	5) Chat	8) Have
3) Take	6) Go	9) Lie


Activity 5: Look at the picture. Complete the sentences with the affirmative or negative form of the present continuous.



- 1) Mateo **is playing** (play) the guitar.
- 2) Agus _____ (use) her mobile phone.
- 3) Juan and Mora _____ (play) volleyball.
- 4) Enzo _____ (swim) in the sea.
- 5) Lara _____ (eat) ice cream.
- 6) Mora and Agus _____ (play) the guitar.

Activity 6: It's break time. Some students are at the school library. What are they doing? Correct the sentences.

draw pictures - talk - play video games - listen to music



- 1) They're sending messages.
They aren't sending messages.
They're drawing pictures.
- 2) They're playing cards.

- 3) He's watching TV.

- 4) They're using their phones.

Activity 7. Complete the text with the present continuous form of the verbs.

I _____ (play)¹ football with my friends. My sister _____ (read)² a book. My brother _____ (not play)³ video games, he _____ (listen)⁴ to music. We _____ (not study)⁵ now, we _____ (relax)⁶.



Language focus: Present Continuous (interrogative)

Question	Short answers
Am I playing video games? Are you watching reels? Is he listening to music? Is she going shopping? Is it sleeping ? Are we playing cards? Are you sending memes? Are they chatting with friends?	Yes, I am / No, I'm not Yes, I am / No, I'm not Yes, he is / No, he isn't Yes, she is / No, she isn't Yes, it is / No, it isn't Yes, we are / No, we aren't Yes, we are / No, we aren't Yes, they are / No, they aren't
Wh-questions	
What are you doing? Where are you going?	I'm taking selfies. I'm going to the beach.

Activity 8. Complete the questions.

- 1) ____ you _____ (go) to the beach?
- 2) ____ he _____ (play) the guitar?
- 3) ____ they _____ (use) their phones?
- 4) Where ____ she _____ (go)?

Activity 9. Match the questions above to the answers below.

- a) She's going to the shopping mall. 4
- b) No, they aren't ____
- c) No, he isn't ____
- d) Yes, I am ____


Activity 10. Write questions and answers.

- 1) Luciana / send / text messages (✓)
Is Luciana sending text messages?
Yes, she is
- 2) Benjamín / play / Minecraft (X)

- 3) You / hang out / with friends (✓)

- 4) Pedro and Juan / watch / movies? (X)

Activity 11. Look at the picture and answer the questions.



- 1) What are Tom and Lucas doing?

- 2) Is Sofi playing the guitar?

- 3) Are Juan and Emma watching videos?

- 4) Are Agus and Martu dancing?

- 5) Is Martu using her phone?



Reading: Our world in memes!

Activity 1. Before you read: Think and share.

Do you like memes? What kind of memes do you like, e.g. "When you and your friends..." memes; gaming memes; sports; humor; music, etc.?

Activity 2. While you read: What is the main idea of the text?

- a) Memes are dangerous b) Memes are funny and popular c) Only adults like memes

Our world in memes


Right now, we are living in the world of memes! Memes are pictures or videos with jokes. People love them! Do you like them? Every day, people make funny pictures and share them with friends. At this moment, thousands of people are laughing, talking, and sending memes on their phones. Memes are everywhere!

Look at these memes!

Me to myself:

This is annoying. This conversation is annoying. This person is annoying. I hope I'm hiding it well.

My face:



When you finish an exam and your classmates are discussing whether the answer was 8 or 8.5, and you put "China".



In the first meme, a cat is looking angry. The text says:

"Me to myself: This is annoying... I hope I'm hiding it well. My face:"

But the cat is not hiding anything! It is showing a very serious face. Many teens are using this meme when they are listening to something boring.



In the second meme, a funny dog is looking confused. The text says:

"When you finish an exam and your classmates are discussing whether the answer was 8 or 8.5, and you put 'China'."



Memes are fun! They make us laugh. They are a cool way to share feelings and ideas. So, what memes are you sharing today?

Activity 3. After reading: Write T (true) or F (false)

- 1) We are currently living in the world of memes. _____
- 2) Memes are only videos. _____
- 3) The cat in the first meme is happy. _____
- 4) Memes are a cool way to share feelings and ideas. _____

Activity 4. Complete with the present continuous form of the verbs.


- 1) Right now, we _____ (live) in the world of memes!
- 2) At this moment, thousands of people _____ (laugh), _____ (talk), and _____ (send) memes on their phones.
- 3) The cat in the first meme _____ (look) angry.
- 4) The cat _____ (not hide) anything!
- 5) It _____ (show) a very serious face.
- 6) Many teens _____ (use) this meme when they _____ (listen) to something boring.
- 7) A funny dog _____ (look) confused in the second meme.
- 8) We _____ (watch) funny memes every day.
- 9) What memes _____ you _____ (share) today?
- 10) People everywhere _____ (make) funny pictures and _____ (share) them with friends.

Activity 5: Spot the mistakes and correct them.

- 1) Many teens making funny pictures. Many teens are making funny pictures.
- 2) Are you share memes today? _____
- 3) The cat am not hiding it well. _____
- 4) My friends are send me a lot of memes. _____
- 5) Does the students talk about the exam answers? _____

Activity 6. Creative meme time! Look at the two example memes and make your own meme! You can:

- 1) Draw a meme or use a funny photo or emoji (you can use AI to generate your image!).
- 2) Write your own meme caption using the present continuous.


Example: "My sister is talking and I am pretending to listen like this  ."

- 3) Share your meme with the class. Say:
 - What is happening in the meme?
 - Why is it funny?
 - What are people or animals doing?
- 4) Meme Battle Bonus: Review all the memes and vote for the funniest one to decide the winner.

Lesson 3: Our digital world!

Introducing the topic:

Do you know him? This is Steve, a Minecraft character. He loves video games. Right now, he's playing a video game. In fact, he plays video games all day.
Is it a good or bad habit? What do you think?



Activity 1. Look at the comic. Match the pictures to the sentences (1–4).

- Panel _____: A creeper is disconnecting the game.
- Panel _____: Steve loves playing video games.
- Panel _____: The chicken is using a phone. Steve is looking for Wi-Fi.
- Panel _____: He is fighting a boss.

Activity 2. Look at the chart. Classify the actions in the correct column.

~~What does Steve do all day?~~

Steve is playing a video game.

He loves video games.

Steve fights the final boss.

~~What is he doing now?~~

The chicken is using the WiFi.

He is looking for a connection.

Steve is screaming, "Not now!"

Regular activities (Present Simple)	Happening now (Present Continuous)
What does Steve do all day?	What is he doing now?



Language focus: Present Simple and Present Continuous Tenses

Talking about habits, routines, permanent situations, and actions happening now.

Present Simple	Present Continuous
Habit / Routine	Action happening now
Structure: (+) Subject + base verb (+ -s for he/she/it) (-) Subject + don't/doesn't + base verb (?) Do/Does + subject + base verb?	Structure: (+) Subject + am/is/are + verb-ing (-) Subject + am not/isn't/aren't + verb-ing (?) Am/Is/Are + subject + ver-ing?
Examples: <ul style="list-style-type: none"> • I use Gemini to help me study. • He doesn't use Tik Tok in class. • What apps do you use every day? 	Examples: <ul style="list-style-type: none"> • She's taking pictures of homework. • We aren't watching reels now. • Are you using technology right now?

Activity 3. Is it a routine (**PS**) or happening now (**PC**)? Is it a good (✓) or bad (✗) habit?

Sentence	PS or PC	✓ / ✗
1) My brother is playing video games in his room again.		
2) I check my messages every morning before school.		
3) We are using a school app to do our homework now.		
4) She texts while walking in the street		
5) Look! They are chatting online during class.		

Activity 4. Read the dialogue. Circle the correct form of the verb.

- Dad: You always **spend / are spending** (1) too much time on your phone.
You never **eat / are eating** (2) dinner without it!
- Teen: I'm **not just using / use** (3) my phone. Right now, I'm **reading / read** (4) news and texting my study group about homework.
- Mum: You often **are watching / watch** (5) videos late at night. That's not healthy.
- Teen: I know, but tonight I'm **watching / watch** (6) a video for my science project.
- Mum: You always **are playing / play** (7) games instead of helping at home.
- Teen: I'm **helping / help** (8) right now! I'm also setting a reminder to do my chores after my game.
- Dad: Okay... maybe you **are using / use** (9) technology in a smarter way than I thought.
- Teen: Yes! I'm **learning / learn** (10) how to manage it better.

Activity 5. Look at the two profiles. Complete the sentences with the correct verb form.

Profile A – Lucas (Technology Lover)

- 1) He usually _____ (play) video games after school.
- 2) Right now, he _____ (watch) YouTube on his tablet.
- 3) He often _____ (use) his phone in class.
- 4) At the moment, he _____ (text) his best friend.

Profile B – Martina (Balanced User)

- 1) She usually _____ (do) homework before using her phone.
- 2) Right now, she _____ (listen) to music on Spotify.
- 3) She never _____ (spend) more than 2 hours online.
- 4) At the moment, she _____ (talk) to her grandmother on WhatsApp.

- Who has better tech habits? _____

Activity 6. Complete the sentences with Present Simple or Present Continuous. Then decide if they are T (true) or F (false) for you.

- 1) I usually _____ (check) my phone before bed. **T / F?**
- 2) At the moment, I _____ (use) more technology than last year. **T / F?**
- 3) My friends often _____ (send) me funny videos. **T / F?**
- 4) Right now, I _____ (chat) with more than one person. **T / F?**
- 5) I sometimes _____ (spend) too much time online. **T / F?**

Activity 7. Answer the questions using complete sentences.

- 1) What apps do you use every day?

(e.g., I use WhatsApp and YouTube every day.)

- 2) What are you doing with technology today?

(e.g., I'm watching a video and doing homework.)

- 3) Do you think you spend too much time online?

(e.g., Yes, I do. I need to reduce my screen time)

- 4) Are you using Artificial Intelligence tools to help you with school?

(e.g., Yes, I am. I'm using ChatGPT and Gemini.)



Reading: AI at School: Good or Bad?

Activity 1. Before you read: Do you know ChatGPT, Gemini, or Copilot? How do you use them?

Activity 2. Match the words to their meanings.

- | | |
|------------|---|
| 1) Tool | a) A computer program that simulates conversations with people. |
| 2) Essay | b) Something that helps you do a job. |
| 3) Skill | c) A text you write for school. |
| 4) Chatbot | d) An ability you learn and practice. |

Activity 3. While you read: Agree ✓ or Disagree X? Mark your answers. Then read and check.

- 1) AI can help me with English, maths and any school subject .
- 2) Students sometimes copy and paste answers from AI.
- 3) AI sometimes gives wrong answers.
- 4) AI can be used to cheat on assignments.

What is AI?

AI stands for Artificial Intelligence. It's like a smart computer program.

A simple AI is a calculator, it helps you with maths. A more complex AI is a chatbot, it talks to you and answers questions.

Today, AI is becoming very popular. Many students are using it.

AI at School: The good things

AI can be a great tool. When you are writing a story, AI can help you with ideas, new words and edition. It checks your spelling and grammar.

Many students are using AI programs to learn new languages. These programs create interactive, simulated conversations with AI tutors and chatbots for practice. They help practise pronunciation too. This is very helpful! AI can make learning easier and fun.

AI at School: The bad things

Some students are using AI to do their homework completely. A student tells the AI, "Write my essay about pollution". So, the AI is writing the whole essay. The student does not think and does not learn. This is a problem. When we use AI this way, we don't practise our skills. We need to practise and learn on our own. It is important to do our own work.

So, is AI good or bad?

AI is not bad. It is a tool. It's like a dictionary or a calculator. But be careful, AI sometimes gives wrong answers! We can use it to help us, but we still need to do our own learning. An AI is helping you, but you are the one who learns. Your brain gets stronger when you do the work yourself. So, use AI as a helper, but don't let it do everything for you!

Activity 4. After reading: Do the following activities.

<p>1) Complete the sentences with the correct form of the verb:</p> <p>a) Many students _____ (use) AI at school every day.</p> <p>b) Some students _____ (ask) AI to write their essays now.</p> <p>c) AI _____ (help) students to study.</p> <p>d) We _____ (need) to do our own work.</p> <p>e) Look! She _____ (use) an AI program on her phone.</p>	<p>3) Correct the sentences.</p> <p>Example: AI help students. <u>AI helps students.</u></p> <p>a) Students is using AI to learn languages. _____</p> <p>b) We doesn't learn if we don't work. _____</p> <p>c) A calculator don't answer questions. _____</p> <p>d) AI help practise pronunciation. _____</p>
<p>2) Write T (true) or F (false).</p> <p>a) AI is always bad for students. _____</p> <p>b) A calculator is an example of AI. _____</p> <p>c) Students should never use AI. _____</p> <p>d) AI is always right. _____</p> <p>e) AI can help you to learn English. _____</p> <p>f) AI makes learning easier. _____</p>	<p>4) Answer the questions.</p> <p>a) Do you use AI for learning? _____</p> <p>b) Are you using AI on your phone now? _____</p> <p>c) Does AI help you with English classes? _____</p> <p>d) Is AI helping you with homework today? _____</p>

Activity 5. Complete the sentences.

Example: I think AI is good because it helps me learn languages.

- 1) I think AI is good because _____
- 2) I think AI is bad because _____

Activity 6. Two sides of AI. Complete the chart with your own examples from school:


AI helps me when....	AI is a problem when
... it checks my spelling	... I ask it to write my homework

Fun Fact : AI can be your 24/7 English friend!

AI can be your personal English teacher! You can chat in English any time, anywhere! It can help you practise conversations, correct mistakes, and even teach you new words.

Lesson 4: Smart screens, safe minds!

Introducing the topic:



Social media is fun, but it **must not** affect your health negatively. You **must** be aware that too much screen time **must** surely make you feel tired, stressed, or even sad. You **must** remember that social media **must** be used wisely, and it **must not** control your life. To stay safe and healthy online, we **must** follow some simple, mandatory rules.

Activity 1. Choose the correct word from the box to complete the sentences.

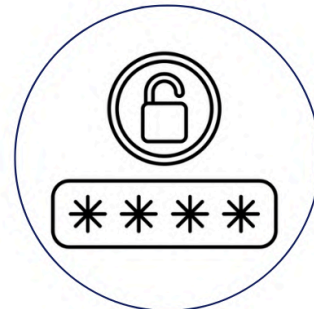
screen time - safe - healthy - break - share - private



1) You must take a short _____ after using your phone for a long time.



2) You must limit your _____ to avoid feeling tired or stressed




3) You mustn't _____ your password with anyone.



4) You must keep your photos and messages _____.




5) To stay _____, you must sleep well and eat good food.



6) Social media is fun, but we must use it in a _____ way.

Activity 2. Classify the phrases.

1) use your phone during class - 2) take a break - 3) read mean comments - 4) protect your password - 5) keep your account private - 6) take breaks from your phone - 7) share your password - 8) use your phone while you eat	
Things that help you stay healthy and safe:	Things that can cause problems if used too much:

 **Language focus: Must / Musn't**

We use **must** to express necessity or strong obligation, and **mustn't** (or must not) to express prohibition.

<p>Must: Subject + must + base verb</p> <p>Example: You must take breaks from screens.</p>	<p>Mustn't: Subject + musn't + base verb</p> <p>Example: You mustn't share private photos.</p>
--	--

Activity 3. Circle the correct option.

- 1) To protect your health, you **must** / **mustn't** spend all night online.
- 2) To stay safe, you **must** / **mustn't** use strong passwords.
- 3) To feel good, you **must** / **mustn't** take breaks and move.
- 4) To avoid stress, you **must** / **mustn't** compare yourself with everyone on social media.

Activity 4. Match the problem to the solution.


<ol style="list-style-type: none"> 1) Someone posted a mean comment about my photo. _____ 2) I feel tired because I use my phone late at night. _____ 3) Someone is sending me mean comments. _____ 4) My password is on my story by mistake. _____ 5) I feel stressed when I compare myself to influencers. _____ 	<ol style="list-style-type: none"> a) You must change your password immediately. b) You mustn't believe everything online. c) You must remember real life is different from social media. d) You must tell a teacher or parent. e) You must stop using your phone before bed.
---	--

Activity 5. Write *must* or *mustn't* to complete the sentence. Then, decide if it's a good rule (✓) or a risky habit (X).


- 1) You _____ share private information. _____
- 2) You _____ click on links from people you don't know. _____
- 3) You _____ post or like mean comments. _____
- 4) You _____ balance your online time. _____
- 5) You _____ use your phone during class. _____

Activity 6. Read and complete with *must* or *mustn't*.

Hi, I'm Luca. I use social media every day. I love chatting with friends and watching videos. But my mum says I _____¹ take breaks. I _____² use my phone at dinner. I _____³ sleep 8 hours. I _____⁴ share my password. Social media is cool, but health is important!




- Do you agree with Luca's mum? _____



Listening: What you post matters!

Activity 1. Before you listen: Read the captions. How does each comment make you feel?



Love the vibe!
❤️ 🔥

Why are you even posting this? It's not that cool
😏

Do you think it's okay to like, laugh at, or share a mean comment online? Can a simple emoji (like a laughing face) make someone feel hurt?

Activity 2. Match each word to its opposite.

- | | |
|------------|---------------|
| 1) Kind | a) Dangerous |
| 2) Respect | b) Hurt |
| 3) Safe | c) Mean |
| 4) Help | d) Attack |
| 5) Support | e) Disrespect |

Activity 3. While listening: Complete the text with the following words / phrases.

safe - heal - mean comments - help - care - kind - social media - hurt

What you post matters!

_____ ¹ is powerful. Every time we post, like, or share something, we send a message to the world. Our words and actions online can help people or _____ ² them.

⊖ Negative Posts: What's the problem?

Some people post _____ ³. They



make fun of photos, or say cruel things about someone's clothes, body, or ideas. These posts can make people feel sad, angry, or scared.

We mustn't post cruel messages or make fun of others. Even if we don't write the mean comment, clicking "like" or sharing it helps spread the hurt. We must stop and think: Is this _____ ⁴? Is this _____ ⁵?

When many people like or share mean posts, they become popular. Soon, the internet feels like a place full of hate and fear.

☆ Positive Posts: Why they matter

Kind posts make people feel good.

They show respect, support, and _____ ⁶.

We must share kind messages.

We must support others. We

mustn't ignore someone who

needs help. We must use our

words to _____ ⁷, not to hurt.



Positive posts can also go viral. When we share good news, helpful tips, or kind messages, we make the internet a safe place.

What can you do?

Before you post, ask yourself:

- Is this kind?
- Would I say this face-to-face?



We must be careful. You have the power to choose. Your post can hurt or _____ ⁸.

Let's make the internet a safe and friendly place for everyone!

Activity 4. After listening: Do the following activities.

<p>1) Write T (true) or F (false)</p> <p>a) People always post kind comments. ____</p> <p>b) Mean comments can make people feel sad. ____</p> <p>c) We must think before we post. ____</p>	<p>2) Complete with <i>must</i> or <i>mustn't</i>.</p> <p>a) You _____ post positive comments.</p> <p>b) You _____ respect people online.</p> <p>c) We _____ be rude.</p> <p>d) We _____ be careful.</p>
<p>3) What would you do?</p> <p>a) Your friend posts a mean comment. What must you do?</p> <p>b) You see a sad post from a classmate. What mustn't you do?</p> <p>c) A video shows someone being bullied. What must you do?</p>	<p>4) Write 1 positive caption for each post.</p> <div style="display: flex; align-items: flex-start;"> <div style="margin-right: 20px;"> <p>1</p> </div> <div style="margin-right: 20px;"> <p>2</p> </div> <div> <p>a) _____</p> <p>_____</p> <p>b) _____</p> <p>_____</p> </div> </div>

Unit 1 Review



Reading: Connected but careful!

Activity 1. Before you read: Based on the title, what is the text about?

social media – messages – video games – password – football – friends

Activity 2. Complete with your own online habits.

always - usually - sometimes - never - hardly ever

- 1) I _____ check my phone as soon as I get up.
- 2) I _____ post photos online.
- 3) I _____ share memes on Instagram.
- 4) I _____ talk to strangers online.
- 5) I _____ reuse the same password across multiple websites for convenience.

Activity 3. While you read: Complete with the simple present or present continuous form of the verbs in parentheses.

Connected but careful!

Sofía and Martín are best friends. They usually _____ (talk)¹ on social media after school.

Sofía always _____ (check)² her messages before dinner, but Martín sometimes forgets.

Right now, Sofía _____ (sit)³ in her room.

She _____ (listen)⁴ to music and chatting with Martín at the same time. Martín

_____ (send)⁵ her a funny video, and

Sofía _____ (share)⁶ a photo of her dog.

They _____ (talk)⁷ about social media safety. Sofía says: "You must protect your personal information. You mustn't share your password. And you must be careful when talking to strangers."

Martín agrees. He usually _____ (post)⁸ pictures of football, but he never shares his location online.



Activity 4. After reading: Choose the correct answer (✓).

<p>1) What is Sofía doing?</p> <p><input type="checkbox"/> Playing video games</p> <p><input type="checkbox"/> Watching a movie</p> <p><input type="checkbox"/> Listening to music</p> <p>2) What does Martín usually post?</p> <p><input type="checkbox"/> Pictures of football</p> <p><input type="checkbox"/> Funny videos</p> <p><input type="checkbox"/> Memes</p>	<p>3) What must you NOT do online?</p> <p><input type="checkbox"/> Share your passwords</p> <p><input type="checkbox"/> Use apps</p> <p><input type="checkbox"/> Talk to friends</p> <p>4) What must you do online?</p> <p><input type="checkbox"/> Talk to strangers</p> <p><input type="checkbox"/> Be careful</p> <p><input type="checkbox"/> Share personal information</p>
---	---

<p>Activity 5. Match the verbs to the object.</p> <p>1) use a) a message</p> <p>2) post b) photos on Instagram</p> <p>3) share c) with friends online</p> <p>4) send d) your phone every day</p> <p>5) talk e) your password</p>	<p>Activity 6. Complete the rules with must or mustn't.</p> <p>1) You _____ protect your personal information.</p> <p>2) You _____ be kind online.</p> <p>3) You _____ talk to strangers.</p> <p>4) You _____ share your password.</p> <p>5) We _____ spend all day online.</p>
<p>Activity 7. Complete the sentences with an adverb of frequency:</p> <p style="border: 1px solid black; padding: 5px; text-align: center;">always – usually – sometimes – never</p> <p>1) Sofía _____ checks her messages before dinner.</p> <p>2) Martín _____ forgets to check his messages.</p> <p>3) He _____ shares his location online.</p> <p>4) They _____ talk on social media after school.</p>	<p>Activity 8. Write what they are doing now. Use the verbs:</p> <p style="border: 1px solid black; padding: 5px; text-align: center;">talk - share - send - sit</p> <p>1) Martín _____ funny memes.</p> <p>2) Sofía _____ in her room.</p> <p>3) She _____ a photo of her dog.</p> <p>4) They _____ about social media safety.</p>

Activity 9. In pairs, create a 20-second PSA (Public Service Announcement) about online safety for teens. You can record an audio/video on your phone or perform it live in class.

Your PSA must include: 1 rule with MUST; 1 rule with MUSTN'T; 2 habits using adverbs of frequency; 1 sentence in the present continuous; teen-friendly message.

Example: You must protect your personal information, and you mustn't share your password with anyone.

We usually check our phones a lot, but we never talk to strangers online.

Right now, we are checking our privacy settings to stay safe!

Stay smart. Stay safe. Stay connected!

Activity 9. Tech Habits – Good or Bad?

Many teenagers always use technology during the week. Some habits are good: they usually talk to friends, listen to music, or use online apps that help with homework.



But some habits are not so good. Some teenagers often play video games all day. They don't go outside, and they never talk to their family.

For example, right now, many students are checking their emails, but others are playing video games instead of studying.

We must think carefully: How do we use technology? We must use it to learn and communicate, but we mustn't spend all day online.

- **What type of tech user are you?**

Answer the questions. After answering, count ✓ (good habit) and X (bad habit).




Each ✓ = 1 good habit.

Each X = 1 bad habit.

Question	Answer	Good ✓ bad X?
1. Do you usually use your phone before bed?	Yes, I do / No, I don't	
2. Do you often play video games all day?	Yes, I do / No, I don't	
3. Are you watching YouTube and doing homework at the same time?	Yes, I am / No, I'm not	
4. Do you use your phone/tablet to read or learn?	Yes, I do / No, I don't	
5. Are you talking to your family while using your phone?	Yes, I am / No, I'm not	
6. Do you always practise outdoor activities?	Yes, I do / No, I don't	

How many good habits do you have? _____ How many bad ones? _____

Check your results:

<ul style="list-style-type: none"> • 4–6 good habits: You have healthy tech habits. Good job!  • 2–3 good habits: Your habits are OK, but you can improve!  • 0–1 good habit: Be careful! Your tech habits may be unhealthy. 

Unit 1 Project

Project: Digital Safety Campaign

Project Goal: Work in groups and create a mini-campaign to promote safe social media use. Your campaign must include rules, habits, and advice to help teens use technology responsibly.

Instructions:

➤ **Step 1:** Discuss these questions with your group. Take notes.

- 1) What do teenagers usually do online?
- 2) What are people doing online right now?
- 3) What must you do to stay safe on social media?
- 4) What mustn't you do?

➤ **Step 2:** Choose your safety tips.

- 1) Write 4–6 rules or tips for your campaign.
- 2) Use: simple present + adverbs of frequency, present continuous, must / mustn't.

Example:

- You mustn't share your password.
- Teenagers usually post photos online, but you must be careful.
- Right now, many students are chatting with friends.

➤ **Step 3:** Design your campaign

- 1) Choose one format:
 - Poster (drawings, slogans, safety tips)
 - Digital flyer/infographic (Canva, PowerPoint)
 - Slideshow (3–4 slides with tips + images)

2) Slogan for your campaign:

“ _____ ”

(e.g. Stay smart. Stay safe. Stay connected)

3) Include visual ideas (drawings, emojis, symbols).

➤ **Step 4:** Prepare to present

- 1) Each group presents their campaign (2–3 minutes).
- 2) Each member reads 1–2 tips aloud.



Unit 2

The world around us!




Lesson 1: Tourist trails: what's more fun?

Introducing the topic: Chubut has so many amazing places to explore! In the west, Esquel is colder than Puerto Madryn, especially in winter, when the mountains are covered in snow. The mountains are higher than the coast, and life there feels quieter and calmer. On the coast, Playa Unión is noisier than the countryside, full of tourists, music, and summer energy. At sunset, the beach is more beautiful than the city, with colours painting the sky. Rawson may be smaller than Trelew, but it is more interesting because it is the capital and it is full of history. In Chubut, every place is different, some places are bigger, some are colder, and some are more exciting, but all of them are worth visiting!

Activity 1. Complete the sentences with the correct word.

river - beach - countryside - city - mountains - forest - lake - coast



- 1) Trelew is an important _____ in Chubut.
- 2) There are high _____ in Esquel.
- 3) On the Atlantic _____, there are amazing spots to see whales and penguins.
- 4) Puerto Pirámides is a popular _____ in summer.
- 5) Inland, you can find the _____, where life is quiet and peaceful, and people work on farms.
- 6) Lago Futalaufquen is a beautiful _____ with clear and turquoise water.
- 6) Chubut has a large _____ that runs across the province and many areas of green _____ where you can see animals.

Activity 2. Complete the sentences with the correct opposite adjective from the box below.

big – noisy – hot – clean – fast – safe – beautiful – interesting

- 1) Trevelin is a **quiet** city, not _____.
- 2) The weather in Esquel in winter is very **cold**, not _____.
- 3) Sarmiento is a small city, not _____.
- 4) Are the forests in Los Alerces National Park **dirty**? No, they aren't! They're _____.
- 5) The wind in Comodoro Rivadavia can be **slow** sometimes, but it's often really _____.

- 6) The coast near Península Valdés is **dangerous** for boats during storms, but on calm days it's _____.
- 7) The landscape of the Patagonian steppe may seem **boring**, but it's actually quite _____.
- 8) The sea lions in Península Valdés are not **ugly**; they are _____.

Activity 3. Complete the sentences with the correct adjective.

- 1) The Chubut River in Rawson is usually _____ (safe / dangerous).
- 2) Playa Rada Tilly is _____ (hot / cold) in summer
- 3) The rivers in Cholila are usually _____ (dirty / clean).
- 4) Comodoro Rivadavia is a _____ city (quiet / noisy).
- 5) The farms in the Chubut countryside are _____ (big / small).


Language focus: Comparative adjectives

We use comparative adjectives to compare two places, people, or things.

Short adjectives (1 syllable)	
<p>General rule: Add -er + than</p> <p>Example: warm <i>The sea is warmer than the lake.</i></p>	<p>Adjectives ending in -y: change y → ier + than</p> <p>Example: easy <i>The walk in Gaiman is easier than the walk in Trevelin</i></p>
<p>Adjectives ending in -e: only add -r + than</p> <p>Example: large</p> <p>The parks in Los Alerces National Park are larger than the parks in Trelew.</p>	<p>Adjectives ending in consonant + vowel + consonant: double last consonant + er + than</p> <p>Example: big <i>The labyrinth in El Hoyo is bigger than the one in Mendoza.</i></p>
Long adjectives (2+ syllables)	
<p>Use more + adjective + than</p> <p>Example: peaceful <i>The forest is more peaceful than the city.</i></p>	
Irregular adjectives: Memorize these exceptions	
<ul style="list-style-type: none"> ● good → better than. Example: <i>The beach in Rada Tilly is better than other beaches.</i> ● bad → worse than Example: <i>Today's weather is worse than yesterday's</i> 	

Activity 4. Write the comparative form of the adjectives. Put them in the correct column:

~~cold~~ - warm - noisy - quiet - beautiful - interesting - exciting - bad -
small - good - hard - sunny - hot - wide


Add -er	Add more	Irregular
cold - colder		

Activity 5. Circle the correct form of the adjective.

<p>1) The beach is more hot / hotter than the mountains.</p> <p>2) The forest is quieter / more quiet than the city.</p> <p>3) Trelew is biger / bigger than Gaiman.</p> <p>4) The beach is more beautiful / beautifuler than the city.</p>	<p>5) In the mountains, the winter is colder / more cold than on the coast.</p> <p>6) Whale watching is more exciting / excitinger than any other activity.</p> <p>7) The penguins are cuter / more cute than the guanacos.</p> <p>8) The Chubut river is larger / more large than the Senger river.</p>
---	--

Activity 6. Read the tourist reviews. Then complete the comparisons.

Tourist Reviews



Puerto Madryn: I love Puerto Madryn. It is exciting and beautiful. Whale watching is amazing! (Mateo Delgado. Buenos Aires)

Trevelin: It is very quiet and relaxing. The tea houses are small but very nice. (Valeria Junior. Sao Paolo, Brazil)

Esquel – La Hoya: La Hoya is cold and snowy. Skiing there is fun but expensive. (Jaime Pedro. Montevideo, Uruguay)

Los Alerces National Park: It is big and green. The lakes are beautiful and the park is peaceful. (Dora Moreno. Córdoba)


Trelew: It's busier than I thought. The museum is interesting. (Juan V. Gualjaina)

Comodoro Rivadavia: It's big and noisy. It's more modern but not very relaxing. (Camila Soto, Rawson)

Gaiman: It's quiet and traditional. The town is pretty and the food is delicious. (Dan Arias. Santa Cruz)

exciting - quiet - relaxing - cold - big - beautiful - busy -noisy

- 1) Los Alerces is _____ than Trelew.
- 2) Trelew is _____ than Gaiman.
- 3) La Hoya is _____ than Puerto Madryn.
- 4) Trevelin is _____ than Comodoro Rivadavia.
- 5) Comodoro Rivadavia is _____ than Gaiman.
- 6) Puerto Madryn is _____ than Los Alerces.
- 7) Gaiman is _____ than Trelew.



Activity 7. Which place would you like to visit? Write a sentence using comparatives.

Example: "I want to visit Los Alerces. It is more beautiful than Trelew. It is also more relaxing than Comodoro".



Reading: Beach vs. Mountain

Activity 1. Before you read: What do you think? Complete the sentences with your ideas.

- 1) The mountains are more _____ than the beach.
- 2) For me, the beach is _____ but the mountains are _____

Activity 2. Match adjectives to the nouns that make sense.

Adjectives

- 1) Relaxing
- 2) Noisy
- 3) Exciting
- 4) Small
- 5) Beautiful
- 6) Cold

Nouns


- a) City
- b) Mountain
- c) Beach
- d) Forest
- e) River
- f) Lake

Activity 3: Complete the sentences.


city – beach – forest – river – lake

- 1) We love walking in the green _____ of Los Alerces National Park.
- 2) The traffic in the _____ of Trelew is very loud.
- 3) In summer, the water at the _____ in Puerto Madryn is perfect for swimming.
- 4) I love to kayak down the _____ that flows to the Chubut Valley.
- 5) We stay in a cabin next to a peaceful _____ and we go fishing every morning.

Activity 4. While you read: Read and complete the captions with the comparative form of the adjectives in parentheses.




This is Rada Tilly




♡ ◻ ▶
🔖

@ChubutBeachLover
 Rada Tilly is _____ (relaxing)¹ than the mountains!
 I love swimming and playing volleyball. The sun is _____ (warm)² and the beach is _____ (big)³ than the mountain trails. #FunInTheSun #BeachVibes





This is Trevelin





♡ ◻ ▶
🔖




@MountainExplorerEsquel
 Trevelin Mountains. The mountains are _____ (exciting)⁴ than the beach! Hiking is fun, the hills are _____ (high)⁵, and the air is _____ (cold)⁶. There are beautiful rivers and green forests. #AdventureTime #NatureLover






This is Chubut

♡ ◻ ▶
🔖

@TeenTravelerChubut
 Beach or mountains? For me, the beach is _____ (peaceful)⁷, but the mountains are _____ (adventurous)⁸! What do you think?
 #TravelChubut #TeenTravelers



Activity 5. After reading: Write 1–3 next to each sentence.

1 Chubut	2 Rada Tilly	3 Trevelin
----------	--------------	------------

- a) Post ____: It's about choosing between the beach and the mountains.
- b) Post ____: It's about hiking and nature.
- c) Post ____: It's about swimming and playing volleyball.

Activity 6. Answer the questions.

- 1) What activities does the beach lover do? _____
- 2) What does the mountain explorer see? _____
- 3) According to @TeenTravelerChubut, is the beach or the mountain more adventurous?

Activity 7. Read the posts again. Write T (True), F (False) or DS (it doesn't say).

- 1) Rada Tilly is colder than the mountains. _____
- 2) The mountains are more exciting than the beach. _____
- 3) The sun is warmer at the beach than in the mountains. _____
- 4) Whale watching is more interesting than bird watching. _____
- 5) In Trevelin, the air is warmer than at the beach. _____
- 6) The writer of the last post thinks the mountains are more peaceful. _____

Activity 8. Rewrite each sentence using a comparative adjective.

- 1) The beach is relaxing. The mountains are exciting. The mountains are _____ than the beach.
- 2) The sun is warm. The air is cold. The sun is _____ than the air.
- 3) The forest is green. The beach is bright. The beach is _____ than the forest.
- 4) Beach volleyball is fun. Hiking is exciting. Hiking is _____ than beach volleyball.

Activity 9. Complete the questions with the comparative form of the adjectives. Then answer in complete sentences.

- 1) Which is _____ (good) for a holiday, the beach or the mountains?

- 2) Which is _____ (relaxing) walking or swimming?

- 3) Which is _____ (peaceful), the city or the countryside?

Activity 10. Create your own Instagram post. Imagine you are visiting a place in Chubut (real or invented!). Write a short Instagram caption with comparatives. Use hashtags and emojis!

Example: "Lago Puelo is more beautiful than the beach and quieter than the city. The water is colder, but the view is more amazing! #NatureTrip #PeacefulVibes #Chubut"

Caption: _____

Lesson 2: The best of the best

Introducing the topic: It's Saturday night, and the new episode of *The Voice – Teen Edition* starts on TV. Everyone is ready for the show. The lights are bright, the music is loud, and the audience is very excited.

Four singers are on stage tonight: **Rodri**, **Lara**, **Leo**, and **Nina**. They all sing very well, but the coaches have to choose only one winner.

Lara sings first. Her voice is soft and clear. The coaches say, "This is **the most beautiful** voice of the night!"

Then Rodri sings a rock song. He jumps and dances. The crowd shouts because he is **the funniest** singer and his song is **the loudest** performance.

Next comes Nina. She sings a pop song with lots of energy. The judges say, "You are **the most confident** singer on stage!"

Finally, Leo sings a song he writes himself. It's slow and emotional. Everyone claps because his song is **the most original** of all.

At the end, the host walks back onto the stage and smiles. "What an amazing show!" he says. "You all did your best tonight." The audience cheers loudly as the four singers stand together, waving and thanking everyone. It's the most exciting night of the year!



Activity 1. Match the singers to the sentences:

- | | |
|----------|--------------------------------------|
| 1) Lara | a. His song is the most original. |
| 2) Rodri | b. She has the most beautiful voice. |
| 3) Nina | c. He is the funniest singer. |
| 4) Leo | d. She is the most confident singer. |

Activity 2. Read the definitions and match them to the correct words from the box.

voice - song - original - coach - performance - audience

- 1) A person who trains and guides a person or team to improve their skills and performance _____
- 2) A person or group of people who watch a show _____

- 3) The sound that comes from your mouth when you sing or speak _____
- 4) Music with words that you can sing _____
- 5) When a person sings, dances, or acts in front of people _____
- 6) Something new, creative, or different from others _____

Activity 3. Complete the sentences using the vocabulary list.

funny - confident - loud - original - beautiful - exciting

- 1) The band plays very _____ music. I can't hear my friend!
- 2) Her voice is really _____ and soft.
- 3) This video has dancing dogs. It's so _____.
- 4) He sings on stage with no fear. He's very _____.
- 5) The new song is different. It's really _____.
- 6) The show is great! It's the most _____ moment of the night!




Language focus: Superlative adjectives

We use superlative adjectives to compare three or more things and show that one item has the extreme or highest degree of a quality.

Short adjectives (1 syllable)	
General rule: Add the + -est Example: sweet <i>She has the sweetest voice in the band.</i>	Adjectives ending in -y : change y → iest Example: happy <i>That song is the happiest on the album.</i>
Adjectives ending in -e : only add -st Example: nice <i>That was the nicest melody of the night.</i>	Adjectives ending in consonant + vowel + consonant : double last consonant + est Example: big <i>It is the biggest crowd ever!</i>
Long adjectives (2+ syllables)	
Use the most + adjective Example: talented <i>He is the most talented singer in the competition.</i>	
Irregular adjectives: Memorize these exceptions	
<ul style="list-style-type: none"> ● good → the best. Example: <i>Taylor is giving the best performance tonight!</i> ● bad → the worst Example: <i>This is the worst song of the concert.</i> 	

Activity 4. Read the short coach comments and choose the correct superlative form.

- 1) **Coach Emma:** Lara's voice is beautiful, but Rodri's song is the **most loud / loudest**.
- 2) **Coach Max:** Yes! It's the **most funny / funniest** performance of the night!
- 3) **Coach Sofía:** Nina looks confident. She's the **most energetic / energeticest** singer on stage.
- 4) **Coach Leo:** I love originality. Leo's song is the **most special / specialest** one.



Activity 5. Read participants' comments and complete them with the correct form of the superlative adjective in parentheses.

- 1) **Lara:** I'm happy tonight! The audience says my voice is the _____ (good) of the show!
- 2) **Rodri:** I love the crowd. I think my performance is the _____ (funny) and the _____ (loud) one!
- 3) **Nina:** This is the _____ (exciting) night of my life. I feel like the _____ (bold) person on stage.
- 4) **Leo:** I can't believe it! The coaches say my song is the _____ (original). It's the _____ (important) moment ever!"

Activity 6. Look at the chart about each participant's voice, style, song, energy and do the activities


Singer	Voice	Style	Song	Energy
Lara	soft	elegant	romantic	calm
Rodri	strong	fun	loud	energetic
Nina	powerful	modern	catchy	confident
Leo	smooth	emotional	slow	original


<p>1) Answer the questions.</p> <ol style="list-style-type: none"> 1. Who has the most elegant style? _____ 2. Who sings the slowest song? _____ 3. Who has the catchiest song? _____ 4. Who is the most energetic singer? _____ 	<p>2) Complete the sentences with superlative adjectives from the chart.</p> <ol style="list-style-type: none"> 1. Lara has _____ voice. 2. Rodri sings _____ songs. 3. Nina is _____ singer. 4. Leo is _____ and creative.
---	--

5. Who has the strongest voice? _____	5. Rodri's performance is _____ of all.
6. Who has the most modern style? _____	

Activity 7. Imagine you are one of the coaches and write a social media update.

Example: Wow! What a night! The singers are amazing. Lara has the most beautiful voice, and Rodri is the funniest on stage. But Leo's song is the most original. He is the best singer tonight!

 **Listening: The final!**

 Tonight is the big night on *The Voice – Teen Edition*! All the singers are ready for their last performance, and the audience is very excited.

Activity 1. Before you listen: Complete the sentences.

- 1) My favourite singer is _____.
- 2) I like songs that are _____ (adjective).
- 3) I think the best music show on TV is _____.
- 4) The most popular singer in my country is _____.
- 5) I _____ watch music shows (often / sometimes / never).

<p>Activity 2. Match each adjective to its synonym.</p> <table style="width: 100%; border: none;"> <tr> <td>1) Soft voice</td> <td>a) Impressive show</td> </tr> <tr> <td>2) Elegant style</td> <td>b) Sweet voice</td> </tr> <tr> <td>3) Strong voice</td> <td>c) Stylish</td> </tr> <tr> <td>4) Romantic song</td> <td>d) Hooky song</td> </tr> <tr> <td>5) Exciting show</td> <td>e) Powerful voice</td> </tr> <tr> <td>6) Confident singer</td> <td>f) Spirited singer</td> </tr> <tr> <td>7) Catchy song</td> <td>g) Intense song</td> </tr> <tr> <td>8) Energetic singer</td> <td>h) Bold / Daring singer</td> </tr> <tr> <td>9) Loud song</td> <td>i) Love song</td> </tr> </table>	1) Soft voice	a) Impressive show	2) Elegant style	b) Sweet voice	3) Strong voice	c) Stylish	4) Romantic song	d) Hooky song	5) Exciting show	e) Powerful voice	6) Confident singer	f) Spirited singer	7) Catchy song	g) Intense song	8) Energetic singer	h) Bold / Daring singer	9) Loud song	i) Love song	<p>Activity 3. Complete with words from Activity 2.</p> <ol style="list-style-type: none"> 1) I love calm music. I never listen to loud rock. My favourite is a _____ because it's slow and emotional. 2) This singer is amazing! She is always smiling and moving on stage. She is a very _____. 3) This song is stuck in my head! I can't stop singing it. It's a super _____. 4) His voice is deep and super powerful. People say he has a really _____.
1) Soft voice	a) Impressive show																		
2) Elegant style	b) Sweet voice																		
3) Strong voice	c) Stylish																		
4) Romantic song	d) Hooky song																		
5) Exciting show	e) Powerful voice																		
6) Confident singer	f) Spirited singer																		
7) Catchy song	g) Intense song																		
8) Energetic singer	h) Bold / Daring singer																		
9) Loud song	i) Love song																		

Activity 4. Who do you think says each one: *Leo, Rodri, Nina, or Lara*?

- 1) "I love romantic songs. My voice is soft and calm." _____
- 2) "I'm always full of energy. I like loud, fun songs!" _____
- 3) "My voice is very strong. I sing modern, catchy songs." _____
- 4) "My performance is slow, emotional, and very original." _____

Activity 5. While you listen: Complete with the superlative form of the adjectives given.

The final!

Everyone agrees that this episode of *The Voice – Teen Edition* is the most impressive one of the season. The singers are all amazing, but Leo is _____ (popular)¹ after his emotional song. His voice is soft and strong at the same time. It's _____ (beautiful)² mix!

The coaches say that Lara has _____ (elegant)³ style, and Rodri is _____ (funny)⁴ performer. Nina, of course, is _____ (confident)⁵ singer on stage. Each of them shows a different talent, and that makes the show special.

The audience is clapping and cheering for everyone. Some fans are online, writing comments and sharing photos. Some people say Leo is _____ (great)⁶, others think Lara is _____ (talented)⁷. But everyone agrees *The Voice – Teen Edition* is _____ (good)⁸ music show for teens!




The coaches talk about each performance. It is a difficult decision, but in the end, Nina becomes **the best singer** of the season. The show ends with big smiles, loud music, and _____ (happy)⁹ audience of all!


But not everyone is happy with the result! On social media, the fans are posting hundreds of comments. Some write: "*Nina is amazing! She's the most confident singer!*"

Others say: "*No way! Leo's song is the most emotional!*" Soon, the hashtag **#TheVoiceFinal** becomes _____ (popular)¹⁰ topic online.

Still, everyone agrees this is the most exciting night of the year! By the end of the night, it feels less like a competition and more like a celebration of teen talent and music.



Activity 6. After listening: Number the events.



Activity 7. Do the following activities.

<p>1) Choose the correct answer.</p> <ol style="list-style-type: none"> The final show is happening... a) in the morning b) at night Lara's songs are... a) fast b) romantic c) loud Rodri's performance is... a) calm b) energetic c) emotional Nina looks... a) nervous b) funny c) confident The winner is... a) Leo b) Rodri c) Nina 	<p>3) You are a fan! Complete the comments about the final result with an adjective. You can add an emoji!</p> <ol style="list-style-type: none"> Nina is the _____ singer! I'm so happy, she's the best! Poor Rodri! He's the _____ but didn't win. No way! Leo is the _____, not Nina! That's not fair! Wow! What an amazing show! It's the most _____ night ever!
<p>2) Write superlative sentences. Example: Lara / have / soft voice: <u>Lara has the softest voice.</u></p> <ol style="list-style-type: none"> Rodri / give / energetic performance _____ Leo / is / original singer: _____ Nina / is / daring singer: _____ They / are / great singers: _____ 	<p>4) Imagine you are one of the coaches on <i>The Voice – Teen Edition</i>. Write sentences giving your opinions about the singers. Use at least three superlative adjectives.</p> <p>Example: Nina is the best singer tonight because she is confident and strong. Leo is the most original performer. It's the happiest show of the season!</p>


Unit 2 Review

Welcome to **The Chubut Youth Choice Awards**! You are part of the team behind this year's most exciting music and destinations event. As official judges, your mission is to meet incredible artists, explore amazing places across Argentina, and decide who deserves the spotlight.

Get ready to read, compare, discuss, and decide... Let the rounds begin!

Category 1: Best voice from Argentina

- **María Becerra.** Her voice is *softer than Nicki Nicole's*, but her lyrics are *more romantic*. Many fans say she's *the most expressive* singer right now.
- **Nicki Nicole.** Her style is *more urban than María's*, and her performances are *the most powerful* on stage.
- **Paulo Londra.** His songs are *more melodic than Duki's*, and he's *the most popular* artist among teens in Patagonia this year.
- **Duki.** His beats are *louder than Paulo's*, and his lyrics are *more intense*. Some fans say he's *the most creative* rapper in the scene.
- **Cazzu.** Her voice is *deeper than María's*, and her style is *more mysterious*. Many say she's *the most original* artist.



Check them out!



Round 1. Fan Club Notebook. Complete the sentences for each nominee.

<p>1) Choose the correct adjective and write it using its comparative form.</p> <p>1. María Becerra's voice is _____ than Nicki Nicole's. (soft / loud / powerful)</p> <p>2. Paulo Londra's songs are _____ than María's. (romantic / melodic / modern)</p> <p>3. Nicki Nicole's concerts are _____ than Paulo's. (energetic / quiet / fun)</p> <p>4. Duki's beats are _____ than Paulo's. (loud / soft / romantic)</p> <p>5. Cazzu's style is _____ than María's. (mysterious / urban / melodic)</p> <p>6. Cazzu's voice is _____ than Nicki Nicole's. (deep / loud / powerful)</p>	<p>2) Circle the correct adjective: comparative or superlative.</p> <p>1. Nicki Nicole is the most power powerful / more powerful performer on stage.</p> <p>2. Paulo Londra's songs are the most melodic / more melodic than other songs'.</p> <p>3. For some people, the best / better music videos are Nicki Nicole's.</p> <p>4. Duki's lyrics are the most creative / more creative than other artists'.</p> <p>5. Cazzu is the most original / more original artist in the competition.</p> <p>6. Argentinian music is the most diverse / more diverse in Latina America.</p>
<p>3) Choose an adjective that matches your opinion and write it using its comparative or superlative form.</p> <p>1. I think Nicki Nicole is _____ than the other singers. (original / popular / creative / stylish)</p> <p>2. I think María Becerra is the _____ singer this year. (expressive / romantic / talented / good)</p> <p>3. In my opinion, Paulo's lyrics are _____ than Nicki's. (deep / simple / emotional)</p> <p>4. I think Duki is _____ than the other artists. (intense / fun / peaceful).</p> <p>5. For me, _____ has the _____ voice. (beautiful / emotional / original)</p> <p>6. For me, _____ has the _____ style (great / good / fantastic).</p>	


Round 2. The big vote! Choose your favourite singer and explain why using comparative or superlative adjectives.

<p>Your Fan Ballot: I vote for: _____</p> <p>Why? I think _____ is the best because _____</p>
--

<p>Fun Fact. Did you know...? Before becoming one of the biggest Latin pop stars, María Becerra gained significant popularity as a YouTuber and influencer, creating comedy skits, and beauty content. She started uploading videos when she was just 12 years old.</p>
--

Category 2: Best place for a music video

This year, our artists are exploring some of the most amazing places in Argentina to film their music videos. From peaceful towns to wild landscapes, each location brings something special. Let's check out the nominees!



Nominee 1: Gaiman, Chubut: This small Welsh town is quieter than Buenos Aires and more peaceful than Bariloche. Its tea houses are the most charming spots for acoustic songs. María Becerra loves the calm streets and is filming a soft ballad here.

Nominee 2: Puerto Madryn, Chubut: This coastal city is busier than Gaiman, especially during Whale Season. The beach concerts are the most popular with tourists. Paulo Londra is recording a summer hit here, it is more energetic than any indoor show!



Nominee 3: Esquel, Chubut: Esquel is colder than the coast, but more colourful in autumn. The forests and mountains are the most magical for emotional music videos. Nicki Nicole is filming a fall-themed unplugged session here.

Nominee 4: La Quebrada de Humahuaca, Jujuy: This northern valley is more colourful than any city, with red mountains and ancient villages that create the most dramatic backdrop for a music video. Cazzu, proud of her Jujuy roots, says it's more powerful than any stage. The perfect place to film a haunting, emotional trap ballad.



Nominee 5: Buenos Aires: The capital is louder than any other place. Its streets are the most iconic for urban music videos. Duki is filming a rap battle scene here. It is more intense than his usual shows.

Round 1. Where's the stage? Match the artist to the place.

Artist	Place	Why? (use adjectives)
Cazzu	Quebrada de Humahuaca	more colourful, the most unique
María Becerra		
Paulo Londra		
Nicki Nicole		
Duki		

Round 2. Let's compare. Complete and personalize these sentences.

- 1) I think _____ is more peaceful than _____.
- 2) The most colourful place is _____.
- 3) _____ is the best place for a music video because _____
- 4) For a romantic song, I would choose _____. It's more _____ than _____.

Round 3. Location of the year. Choose your favourite location and write.



I vote for: _____ Why? I think _____ is the best place because it's more _____ than _____ and it's the most _____ for music videos.

Round 4. Write a social media post for your favourite nominee.


→ **Part 1:** Your comment:


- Include your username.
- Write a caption using comparatives/superlatives.
- Emojis and hashtags (Examples: #TheMostTalented #BetterThanLeo).

Example: María's voice is softer than Nicki's, but she's the most powerful singer this year!
#TheMostTalented #BetterThanLeo

→ **Part 2:** One fan comment reacting to your post:

Example: No way! Nicki is cooler!" / "I agree! María is the most talented singer ever!"

 **Chubut Youth Choice Awards!**



♡ 💬 ▶ 🔖

@ChubutYouthChoiceAwards

Reply ↩ @ _____

Unit 2 Project

Project: The Grand Finale

Project Goal: Create a poster or digital presentation of a music video

Instructions: You are part of the creative team of *Travel & Tune Argentina!* It's time to design your own music video concept.

- Work in pairs or small groups and create a poster or digital presentation to show your idea.
- Choose one artist and one place in Argentina.
- Imagine you are filming a new music video there!

Include this information

1. The artist's name.
2. The song style or theme (romantic, pop, trap, summer hit, etc.)
3. The location and a short description.
4. At least 3 comparative and 2 superlative sentences.

Structure	Example
<p>Title: "Nicki Nicole in Puerto Madryn" (or your own title)</p> <p>Sections:</p> <ul style="list-style-type: none"> • About the artist (who they are) • About the place (why it's special) • Why It's the best choice (use comparatives/superlatives) • Tagline or Hashtag (make it catchy! e.g. #MostMagicalVideo) 	<p>Our Music Video: "Ocean Lights"</p> <p>Artist: Nicki Nicole</p> <p>Location: Puerto Madryn, Chubut</p> <p>Nicki is more expressive than Duki. Puerto Madryn is quieter than Buenos Aires. It's the best place for a romantic video. The beach is the most peaceful spot for her song. #OceanLights #MostRomanticVideo</p>

Share & Vote

- Present your music video idea to the class. Then, vote for:
The best music video concept.
The most creative poster.
The best use of comparatives and superlatives.


Unit 3

















Once upon a time

Lesson 1: It wasn't a happy ending (or was it?)

Introducing the topic: Fairy tales are full of heroes and villains... but what if we listened to the villains' side of the story? Maybe the Big Bad Wolf wasn't so bad, or the Witch wasn't really evil! Maybe the Giant was just tired of noisy humans! In every story, there is something we probably never heard: the other side of the tale. Maybe the "bad" characters were just having a bad day, or maybe the heroes were not as perfect as they seemed. Let's find out what really happened in these mixed-up fairy tales and help the "villains" tell their truth.



Activity 1. What if...? Unscramble the words to complete the sentences with the antonym of the words in bold.

- | | | |
|---|--|---|
|  | 1) The dragon was scary , but what if it wasn't scary ? It was _____ (lyridfen). |  |
|  | 2) The witch was evil , but what if she wasn't evil ? She was _____ (ndki). |  |
|  | 3) The wolf was mean , but what if it wasn't mean ? It was _____ (verekl). |  |
|  | 4) The giant was silly , but what if he wasn't silly ? He was _____ (telligentin). |  |
|  | 5) The prince was brave , but what if he wasn't brave ? He was _____ (redcas). |  |
|  | 6) The princess was shy , but what she wasn't shy ? She was _____ (tronsg). |  |
|  | 7) The troll was bad , but what if the troll wasn't bad ? It was _____ nufny. |  |

Activity 2. Complete with an antonym of the adjective in bold.

funny - hard-working - creative – generous - friendly - confident

1) The witch wasn't **evil**. She was _____ . She loved making natural soaps.

2) The wolf wasn't **mean**. He was _____ and became an influencer who promoted kindness.

3) The princess wasn't **shy**. She was _____ and ran her own travel blog.

4) The giant wasn't **angry**. He was _____ and taught online cooking classes.

5) The King wasn't **lazy**. He was _____ and lived in a small house by the sea.

6) The cat wasn't **greedy**. It was _____ and shared its fish with everyone.

Activity 3. Fairy-tale characters are joining a new app called “Once Upon a Friend”, a place to make new friends after their stories ended.



1) Write a profile.

- a) Choose one fairy-tale character (or invent your own).
- b) Write a short profile describing their personality using adjectives only.
- c) Add a tagline at the end like: “Looking for friends who like...”.

Word bank: friendly – shy – confident – funny – generous – curious – lazy – brave – clever – noisy – serious – honest – hard-working – caring – creative

<p>Example: The Witch: Creative. Independent. Love nature. Looking for friends who like magic and coffee.</p>	<p>_____</p> <p>_____</p> <p>_____</p> <p>Looking for friends who like _____</p> <p>_____</p>
--	---

2) Reply to the characters' profiles using adjectives to describe how the characters seem and how they might really feel.

<p>The Big Bad Wolf Everyone says I'm mean, but I was just hungry and cold! The pigs didn't even listen to me. I think people never hear my side of the story. #NotSoBad #JustHungry</p> <div style="text-align: center;">  </div>	<p>The Wicked Witch The princess and her friends were so noisy! They broke my flowers and laughed. I just told them to stop... and suddenly I'm “evil.” #SoUnfair #FlowerPower</p> <div style="text-align: center;">  </div>
---	---

The Evil Queen

Mirror, mirror on the wall... people say I'm jealous, but I only wanted the truth! I worked hard to be a good queen. Is that so wrong?

#HonestNotJealous



The Giant from Jack and the Beanstalk

Everyone says I'm scary, but Jack was a thief! He stole my golden harp and my goose! I was just protecting my home. #JusticeForGiants #Misunderstood



Example: The Bad Wolf: Oh, poor Wolf! I believe you. Sometimes people don't listen. Maybe next time, bring some cookies instead of blowing houses

- 1) The Evil Queen _____
- 2) The Wicked Witch _____
- 3) The Giant _____



Language focus: Past tense (verb to be, affirmative and negative)

We use the past tense of be to talk about people, animals, or things in the past, what they were like, or what they were not like.

Affirmative Form	Negative Form
Use was or were : I / he / she / it → was you / we / they → were	Use wasn't (was not) or weren't (were not) I / he / she / it → wasn't you / we / they → weren't
Examples: <ul style="list-style-type: none">● The dragon was clever.● The princess was brave.● The dwarfs were funny.● The castles were beautiful.	Examples: <ul style="list-style-type: none">● The dragon wasn't scary, it was kind!● The witch wasn't evil, she was helpful!● The knights weren't mean, they were friendly!

Activity 4. The other side of the story. Complete with *was* / *were*.

1) The Big Bad Wolf. Everyone says I _____ (1) mean, but I wasn't! I _____ (2) just hungry and cold! The pigs _____ (3) scared, but I _____ (4) polite. They _____ (5) rude, though! I even knocked on their doors!

2) The Evil Queen. People think I _____ (6) jealous. I wasn't jealous, I _____ (7) honest! Snow White _____ (8) beautiful, but I _____ (9) the queen. The dwarfs _____ (10) always talking about her, and I _____ (11) tired of it!

3) The Wicked Witch. They say I _____ (12) evil, but I wasn't! The princess _____ (13) rude first. Her friends _____ (14) noisy and broke my flowers! They _____ (15) never sorry about it!

4) The Giant from "Jack and the Beanstalk". Everyone says I _____ (16) scary, but I wasn't! Jack _____ (17) a thief! He stole my golden harp! The villagers _____ (18) scared of me, but I _____ (19) just tired and hungry.

Activity 5. What really happened? Read the dialogues and complete them with *was / wasn't / were / weren't*.



1. The Witch & The Prince (Sleeping Beauty)

Prince: You _____ (1) evil, you put her to sleep!

Witch: I _____ (2) evil, I _____ (3) tired! Everyone _____ (4) noisy and I needed a break.

Prince: That's... one way to solve a problem.

Witch: Exactly! The forest _____ (5) peaceful for 100 years! You're welcome.

2. Hansel, Gretel & The Gingerbread Witch

Hansel: Your house _____ (6) amazing!

Witch: It _____ (7) delicious, but it _____ (8) cheap to build.

Gretel: The walls _____ (9) made of candy!

Witch: And the neighbours _____ (10) ants! That _____ (11) fun.



3. The Dragon & The Princess

Princess: You _____ (12) terrible! You took me to your cave!

Dragon: I _____ (13) terrible, I _____ (14) lonely. The castle parties _____ (15) too loud.

Princess: Oh... so _____ I (16) your guest?

Dragon: Exactly! You _____ (17) my first visitor, and my first friend.



4. The Wolf & The Pigs


Wolf: I _____ (18) polite! I knocked on the door first.

Pig 1: You _____ (19) polite, you _____ (20) hungry!

Wolf: I _____ (21) hungry... well, maybe a little.

Pig 2: We _____ (22) smart, though. Our house _____ (23) strong!

Wolf: It _____ (24) too strong. My lungs _____ (25) never the same.



Activity 6. The following sentences are false. Correct them according to the texts above.

Example: The wolf was mean.

He wasn't mean. He was hungry.

- 1) The queen was jealous.
- 2) The witch was evil.
- 3) The giant was scary.
- 4) The pigs were friendly.
- 5) Jack was kind.

Activity 7. You're a fairy-tale reporter from *Once Upon a News*, the most magical newspaper in the kingdom. You're going to interview a fairy-tale character and write their true story.

- 1) Choose one character (a villain, a hero, or a new one).
- 2) Write a short interview between you and the character.
- 3) Use was / were / wasn't / weren't to describe what the character was like, what the story was about, and how things really were.

Example:

<p>Reporter: You were the Big Bad Wolf, right?</p> <p>Wolf: Yes, I was! But I wasn't bad, I was cold and hungry!</p> <p>Reporter: What are you now?</p> <p>Wolf: I'm a vegan chef and I teach kindness online!</p>	<p>Reporter: _____</p> <p>_____</p> <p>_____:</p> <p>Reporter: What are you now?</p> <p>_____:</p> <p>I'm a _____</p>
--	---



Reading: Villains' Support Group!

Activity 1. Before you read. Read the title again. What do you think the story is about?

- a) Villains are planning a new evil plan.
- b) Villains are meeting to talk about their feelings.
- c) Villains are fighting the heroes.

Activity 2. Complete with the following words.

safe space – meeting – rude – noisy – lonely – misunderstood – harp


- 1) The villains meet every Friday for a _____ to talk about their feelings and share cookies.
- 2) The witch says the princess was _____ because she didn't say "hello" or "thank you."

- 3) The wolf was _____ because no one wanted to talk to him after the “three pigs” story.
- 4) The giant says he was _____, everyone thought he was scary, but he wasn’t!
- 5) The queen plays the golden _____ when she feels stressed. The sound helps her relax.
- 6) The dragon doesn’t like the castle parties. They are too _____, with music and fireworks all night!
- 7) The villains’ club is a _____ where everyone feels calm, accepted, and free to talk.

Activity 3. While you read: Complete the chart. Then read and check.

- 1) ~~There was a problem~~; 2) They were scary; 3) I wasn’t wicked; 4) Jack was the problem; 5) Things were not fair; 6) We were misunderstood; 7) They were wicked; 8) I was hungry.

Heroe’s opinions	Both	Villain’s explanations
	There was a problem	



Villains’ Support Group

Fairy Godmother: Welcome, everyone. Today we’re here to share our stories. Remember, this is a safe space. No heroes allowed!

Witch: Thank you. I was always called “wicked,” but I wasn’t! The princess was rude first. She was in my garden, picking my magic flowers!

Wolf: Yeah, same here. Everyone says I was scary, but I was just hungry! Those pigs were making so much noise building their houses all day. My head hurt!

Giant: Oh, I understand you, Wolf. That boy Jack was the real problem. He was in my house, and my harp was gone when I woke up!

Witch: We were all misunderstood!

Fairy Godmother: I agree. Maybe you were not so bad after all. Sometimes people only listen to one side of the story.

Wolf: Exactly! We were just trying to live our lives.

Giant: Next week, can we invite the Troll from the bridge? He was lonely too.



Witch: Of course! The more, the merrier!

Activity 4. After reading: Do the following activities.

<p>1) Choose the correct answer.</p> <p>1) Where was the meeting? a) In the forest b) In a castle c) In a café</p> <p>2) Who was the moderator? a) The Witch b) The Fairy Godmother c) The Wolf</p>	<p>3) Why was the Witch angry? a) Because she was evil b) Because the princess was rude c) Because her broom was broken</p> <p>4) What was the Giant's problem? a) Jack stole his harp b) He was afraid of heights c) He was hungry</p>
<p>2) Complete the sentences with was / were / wasn't / weren't:</p> <p>a) The Wolf _____ scary, he _____ hungry. b) The pigs _____ kind, they _____ noisy. c) The Giant _____ angry. d) The Witch _____ rude, she _____ polite.</p>	<p>3) Who said it? a) "I wasn't scary, I was lonely." _____ b) "The princess was rude first!" _____ c) "I was the queen, not jealous." _____ d) "The pigs weren't polite!" _____</p>

5) Complete the chart:

Character	Problem	Was / Were	Feeling
Witch	Princess rude	was	angry
Wolf			
Giant			

 <p style="font-size: small; margin-top: 5px;">REEL SHARED ON APRIL 15, 2024 BY EPIK90S</p>	<p>Just for fun ~ Riddle Time!</p> <p>1) "I live under the sea, but I'm not a fish. I help people talk, but I don't always get my wish. Some say I'm wicked, some say I trick... But maybe I'm just a businesswoman Who am I?" _____</p> <p>2) "I'm royal but small, with a castle so tall. I like perfect rules and perfect land, but fairy tales don't follow what I've planned. Who am I?" _____</p>	 <p style="font-size: small; margin-top: 5px;">REEL SHARED ON DECEMBER 14, 2019 BY DISNEYVILLAINS</p>
--	--	--

Lesson 2: Where were they? The mystery of yesterday's secrets

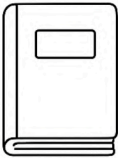



Introducing the topic: Yesterday, many strange things happened in the 3rd-year classroom at school. Some objects were lost, some rooms were in chaos, and several students ended up in unexpected places. Nobody really knows what happened, so this morning everyone is asking questions to understand the mystery.

Now it's your turn to discover what really happened by reading clues and solving puzzles.



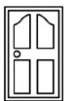



Activity 1. Complete with the missing words.

water bottles - hallway - notebook - hoodie

<p>1) Was the _____ in the hallway?</p> <p>No, it wasn't. It was in the cafeteria.</p> 	<p>2) Were the _____ in the cafeteria?</p> <p>No, they weren't. They were in the playground.</p> 
<p>3) Was the _____ in the playground?</p> <p>Yes, it was. It was next to the bag.</p> 	<p>4) Was the _____ quiet?</p> <p>Yes, it was. Very silent _____</p> 

Activity 2. Complete with the missing words.

key - chairs - door - clock

<p>1) Was the _____  locked?</p> <p>2) Was the _____  under the carpet?</p>	<p>3) Was the _____  broken?</p> <p>4) Were the _____  heavy?</p>
---	---

**Language focus: Past tense (verb to be, interrogative)**

We use “Was...?” and “Were...?” to ask about the past.

Yes / No Questions	Short Answers
Form: <p style="text-align: center;">Was + I / he / she / it...? Were + you / we / they...?</p>	
Was I late? Were you busy yesterday? Was he awake last night? Was she at the party? Was it an old house? Were we ready? Were they at home?	Yes, I was / No, I wasn't Yes, I was / No, I wasn't Yes, he was / No, he wasn't Yes, she was / No, she wasn't Yes, it was / No, it wasn't Yes, we were / No, we weren't Yes, they were / No, they weren't
WH-Questions	Answers
Form: <p style="text-align: center;">Question Word + was/were + subject + ...?</p>	
Where were you last night? Why was she sad? What was that noise? Who was the boss? When was the party?	I was at home. Because she was sick. It was the wind. Mr. X was the boss. It was yesterday.

Activity 3. Yesterday, three objects were lost in the 3rd-year classroom. Where were they? Read the clues, do the activities and solve the mystery.

Lost items: a water bottle a notebook a hoodie Places: cafeteria gym playground	Clues a) Carla was in the gym yesterday. b) The notebook was lost where Mateo was yesterday. c) Julia wasn't in the cafeteria. d) The water bottle was in the same place as Julia. e) The hoodie was in the same room as Carla.
--	---

1) Read the questions and tick (✓) the correct answers

<p>a) Was Julia in the cafeteria? <input type="checkbox"/> Yes, she was. <input type="checkbox"/> No, she wasn't.</p> <p>b) Was the hoodie in the gym? <input type="checkbox"/> Yes, it was. <input type="checkbox"/> No, it wasn't.</p> <p>c) Was Mateo in the playground? <input type="checkbox"/> Yes, he was. <input type="checkbox"/> No, he wasn't.</p>	<p>d) Were the items in different places? <input type="checkbox"/> Yes, they were. <input type="checkbox"/> No, they weren't.</p> <p>e) Was the notebook in the same place as Mateo? <input type="checkbox"/> Yes, it was. <input type="checkbox"/> No, it wasn't.</p>
---	--

2) Use the clues + answers to complete the table.

Student	Place	Lost item
Mateo	_____	_____
Julia	_____	_____
Carla	_____	_____

Activity 4. Someone dropped an important object. Who saw it first? Where were they?

○○○

🔍
Group Chat: 3rd Year

☰

José — 4:15 pm
 “Guys! Yesterday I was not in the cafeteria. Too noisy!”

Lara — 4:16 pm
 “I was where the English posters are. I saw something on the floor.”

Tomás — 4:17 pm
 “I wasn't near the posters. I was where it was quiet.”

💬📩

<p>1) Answer the questions.</p> <p>a) Was José in the cafeteria? _____</p> <p>b) Was Lara in the corridor? _____</p> <p>c) Was Tomás in the library? _____</p> <p>d) Was the object in the corridor? _____</p> <p>e) Were the 3 students in different places? _____</p>	<p>2) Use your answers to solve the mystery.</p> <p>a) Who saw the object first? _____</p> <p>b) Where was the object? _____</p>
---	---

Activity 5. During a surprise inspection at school, four students were found in different rooms. But nobody remembers who was where!

<p>Students: Camila Tomás Zoe Mateo</p> <p>Rooms: Library Science Lab Hallway Art Room</p>	<p>Clues</p> <p>a) The student with paint on their hands wasn't in the science lab.</p> <p>b) The one who borrowed a book was in the same room as the broken clock.</p> <p>c) The hallway had no chairs.</p> <p>d) The student with the backpack was not in the library.</p> <p>e) Camila wasn't in the room with the broken clock.</p> <p>f) Mateo had paint on his hands.</p> <p>g) Zoe was in the room with no chairs.</p> <p>h) Tomás borrowed a book.</p>
--	---

<p>1) Answer the questions based on the clues.</p> <p>a) Was the broken clock in the library? _____</p> <p>b) Were the chairs in the hallway? _____</p> <p>c) Was Mateo in the science lab? _____</p> <p>d) Was Zoe in the hallway? _____</p> <p>e) Was Tomás in the library? _____</p>	<p>2) Answer the questions.</p> <p>a) Where was the broken clock? _____</p> <p>b) Who had paint on their hands? _____</p> <p>c) Where was Mateo? _____</p> <p>d) Who borrowed a book? _____</p> <p>e) Where was the student with the bag? _____</p>
<p>3) Write questions and answers to figure out who was in each room.</p> <p>Example: Camila / library <u>Was Camila in the library? No, she wasn't</u></p> <p>a) Tomas / library _____</p> <p>b) Zoe / science lab _____</p> <p>c) Mateo / art room _____</p>	<p>4) Write your final guess:</p> <div style="border: 1px solid black; padding: 5px; text-align: center; margin: 10px 0;"> library - science lab - hallway - art room </div> <p>a) Camila was in the _____</p> <p>b) Tomás was in the _____</p> <p>c) Zoe was in the _____</p> <p>d) Mateo was in the _____</p>

Just for fun ~ Riddle Time!
I'm full of colours, quiet and bright. Hands get messy; ideas take flight. No tests, just brushes bloom. Where am I? Name the room! _____



Listening: The Security Camera Report

Yesterday after school, unusual things happened at school. This morning, the school security guard is making a short report about what he saw.

Listen carefully and try to discover what the school was like yesterday. Were the rooms quiet or noisy? Were the objects in their normal places? Was everything okay... or was something mysterious going on?

To understand what happened, listen to the school security report from yesterday.



Activity 1. Before you listen: Match the words to their meaning.

- | | |
|------------|---------------------------------|
| 1) empty | a) making a lot of sound |
| 2) quiet | b) having nothing/no one inside |
| 3) noisy | c) functioning correctly |
| 4) working | d) no sound |

Activity 2. Use the words from the box and complete the sentences.

noisy - empty - open - quiet

- The principal was surprised because the school was _____ when she arrived.
- The reading room was _____ because the students were taking a test.
- At lunchtime, the computer room was _____ because everyone was outside.
- Was the art room _____ after school, or was it quiet?

Activity 3. While you listen: Match the symbol to the correct room.

★ noisy room - ◆ empty room - ● open room - ▲ quiet room

- Cafeteria ____
- Gym ____
- Hallway ____
- Classroom ____

Activity 4. Listen again and mark T (True) or F (False). Correct the false ones.

- The gym was closed. T / F _____
- The big clock was working. T / F _____
- The windows were open. T / F _____
- The hallway was noisy. T / F _____
- The playground was full of students. T / F _____

Activity 5. After listening: Do the following activities.

<p>1) Choose the correct answer.</p> <p>1. Where was the map?</p> <p>a) on the wall b) on the teacher's desk c) on the floor</p> <p>2. How was the clock?</p> <p>a) fast b) slow c) missing</p>		<p>3. When was the report?</p> <p>a) at 5:00 p.m. b) at 3:00 p.m. c) in the morning</p> <p>4. What were the students doing in the hallway?</p> <p>a) walking b) running c) reading</p>	
<p>2) Complete with <i>was</i> / <i>were</i> / <i>wasn't</i> / <i>weren't</i>:</p> <p>a) Yesterday at 5:00 p.m., the cafeteria _____ empty.</p> <p>b) The gym _____ open.</p> <p>c) The hallway _____ noisy.</p> <p>d) The classroom door _____ closed, but the windows _____ open.</p> <p>e) The big clock _____ working.</p> <p>f) The map _____ on the wall; it _____ on the desk.</p> <p>g) The playground _____ quiet.</p>		<p>3) Answer the questions.</p> <p>a) Was the school noisy yesterday? _____</p> <p>b) Were the students in the playground? _____</p> <p>c) Was the classroom in perfect order? _____</p> <p>d) Were the doors and windows normal yesterday? _____</p>	


Activity 6. Whodunnit? Read and solve the mystery.

<p>Yesterday at 5 pm, only one student was in the school building. The security report saw signs: a quiet playground, a broken clock, an empty cafeteria, a noisy hallway, and an open classroom window.</p> <p>Your job: Who was in the school?</p>	<p>Suspects: Lucas: He always carries a map. Mia: She forgets to turn off the lights. Emma: She checks the clock a lot. Tomás: He runs around the school after class.</p> <p>Clues 1) The map was on the teacher's desk. 2) The big clock wasn't working. 3) The lights in the gym were on. 4) The hallway was noisy.</p>
<p>Answer:</p> <p>Who was in the school? _____</p> <p>Because _____</p>	

Unit 3 Review



Reading: Yesterday's Breaking News: Fairy-Tale Mystery



Yesterday in Fairy-Tale Land, something very strange happened. A magical golden key disappeared from the witch's tower. At different moments of the afternoon, three fairy-tale characters were seen in unexpected places: Snow White, the Wolf, and the Witch.



Your mission: Read the mini news reports, solve the clues, complete the timeline, and discover who probably took the key and why.

Activity 1. Breaking News: "The First Sightings"

Yesterday at 4 p.m.

The forest was quiet.



The wolf was not in the forest; he was at Grandma's house.



Snow White was not at home. She was in the village buying apples.



The witch was in her tower, but the door was open.



1) T (true) or F (false)?

- 1) The wolf was in the forest. _____
- 2) Snow White was in the village. _____
- 3) The witch's tower door was closed. _____
- 4) The witch wasn't in the tower. _____

2) Which characters were not near the key at 4 p.m.?


The wolf - Snow White - The witch

Write your guess: _____

3) Correct the reporter's mistakes.

The forest was noisy. The wolf was in the forest. Snow White was at home. The witch's door was closed.

Activity 2. Breaking News Update: "Strange Clues"



At 4:30 p.m.

There were footprints in the village. The wolf was in the forest.

Snow White was not in the village anymore.

The witch was in the village a little after 4 p.m., but at 4:30 she wasn't there anymore.

1) Answer the questions.

a) Were there footprints in the village?

b) Was Snow White in the forest?

c) Was the witch in the village at 4:30?

d) Was the wolf in the village?

2) Match each character to the possible place at 4:30.

village - Grandma's house - forest
tower - not clear - unknown place

a) Wolf _____

b) Snow White _____

c) Witch _____

Hint: Use what you read in Activity 1 + the 4:30 update.

Activity 3. Breaking News: "A new witness appears"

At 5:00 p.m.

A villager said: 'The forest was noisy!
Someone was there.'



The village was quiet.



Grandma's house was empty.



The tower was dark.
The golden key was not on the magic table.



1) Choose the correct option.

a) The forest was:

quiet noisy

b) Grandma's house was:

empty not empty

c) The golden key was:

on the table not on the table

2) Answer using all the previous clues.

the witch / someone / nobody

a) Who was in the village at 5:00 p.m.?

b) Who was in the forest at 5:00 p.m.?

c) Who could be near the golden key?

Activity 4. Final Report: What really happened?

At 5:15 p.m.



1) Complete with was / were / wasn't / weren't.

- a) The wolf _____ in the forest.
- b) Snow White _____ in the village.
- c) The key _____ on the magic table.
- d) The witch _____ stealing the key.
- e) The wolf and Snow White _____ together.

2) Answer the questions.

- a) Was the wolf alone?

- b) Was the golden key on the table at 5:15?

- c) Who was near the golden key when it fell?

- d) Where was Snow White at 5:15?

Activity 5. Whodunnit. Complete the timeline with *was / wasn't / were / weren't*. Then answer the final questions.

1) Timeline:

- a) **4:00 p.m.** Snow White _____ in the village. Wolf _____ at Grandma's house. Witch _____ in tower.
- b) **4:30 p.m.** Footprints _____ in the village. Wolf _____ in the forest. Snow White _____ in the village. Witch _____ in the village or in the tower.
- c) **5:00 p.m.** The golden key _____ on the magic table. Grandma's house _____ empty.
- d) **5:15 p.m.** The wolf _____ in the forest. Snow White _____ at Grandma's house. The witch found the golden key on the floor near the table while cleaning.

2) Questions:

- a) Who was probably in the village when the footprints appeared?

- b) Which character changed location between 4:30 and 5:15?

- c) Do we know where Snow White was between 4:30 and 5:15?

- d) Who had the golden key? Explain in one sentence.
The character with the golden key was _____ because the text says _____.

Unit 3 Project

Project: Villains' Alibi Challenge

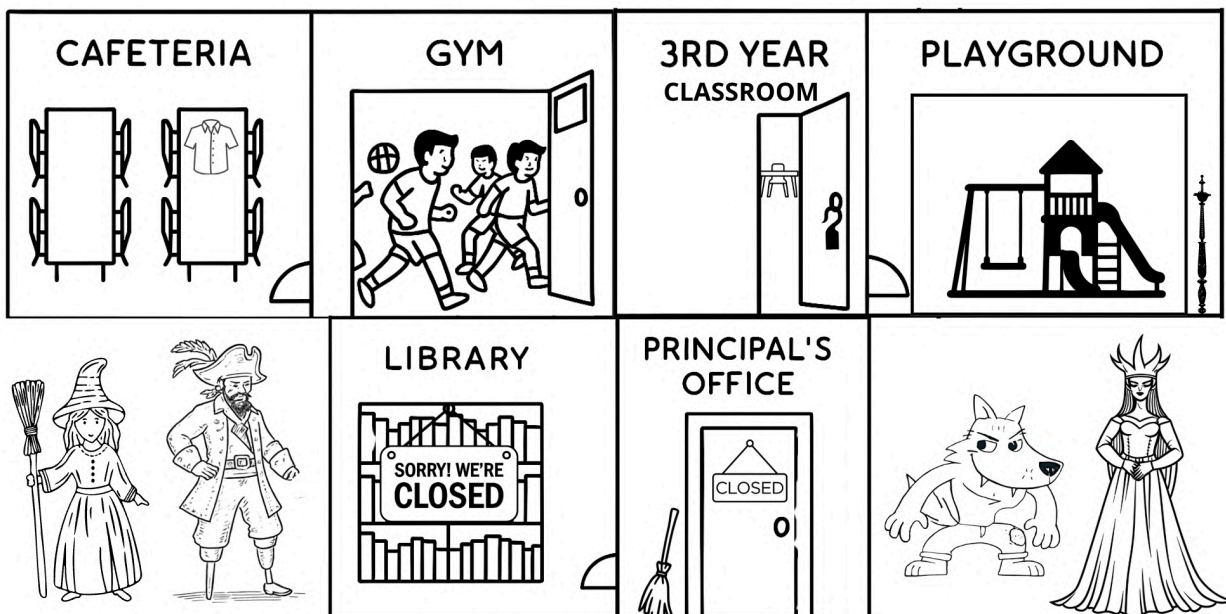
Project Goal: Create a detective board (paper or digital).

Context: Yesterday at 5:00 p.m., the English Teacher's grade book disappeared from the 3rd-year classroom. The school security guard made a report describing what the school was like at that moment.

But something even stranger happened this morning: four fairy-tale villains appeared at school! They all say they were somewhere else when the book disappeared.

Your mission is to find out: Are they telling the truth? Or is someone lying?

The Four Suspects: The Big Bad Wolf, The Wicked Witch, The Evil Queen, Captain Hook	
<p>School Security Report: Yesterday, 5:00 p.m.</p> <ol style="list-style-type: none"> 1) The cafeteria was empty. 2) The gym was open and noisy. 3) A teacher said the hallway was quiet, but she heard soft footsteps near the classroom at 4:55. 4) The 3rd-year classroom door was open. 5) The playground was dark. 6) The library was closed. 7) The principal's office was not open. 	<p>Villains' Alibis</p> <ol style="list-style-type: none"> a) Big Bad Wolf: "Yesterday at 5:00, I was in the cafeteria. It was full of students!" b) Wicked Witch: "I was in the library. It was open and very quiet." c) Evil Queen: "I wasn't at school. I was at the playground. It was bright and full of people." d) Captain Hook: "I was in the gym. It was quiet, not noisy."



Work in pairs or small groups to:

1) Compare the school report with each villain's alibi.

Villain	True or Lie? Why?
Big Bad Wolf	He wasn't in the cafeteria. The security report says it was empty. He is lying.
Wicked Witch	
Evil Queen	
Captain Hook	

2) Choose the culprit(s) and justify your choice with 2–3 pieces of logical evidence from the report and the picture.

3) Create a detective board (paper or digital) reporting the case and deciding the possible culprit(s). Use: photos/drawings of villains; clue arrows; 'alibi' or 'true or lie' labels; a final "Who is the culprit(s)?" and a note justifying your choice.

4) You can use the following template or create one of your own.

Detective Board

TEACHER'S GRADE BOOK

	A
	A
	A

SUSPECT 1:
SUSPECT 2:
SUSPECT 3:
SUSPECT 4:

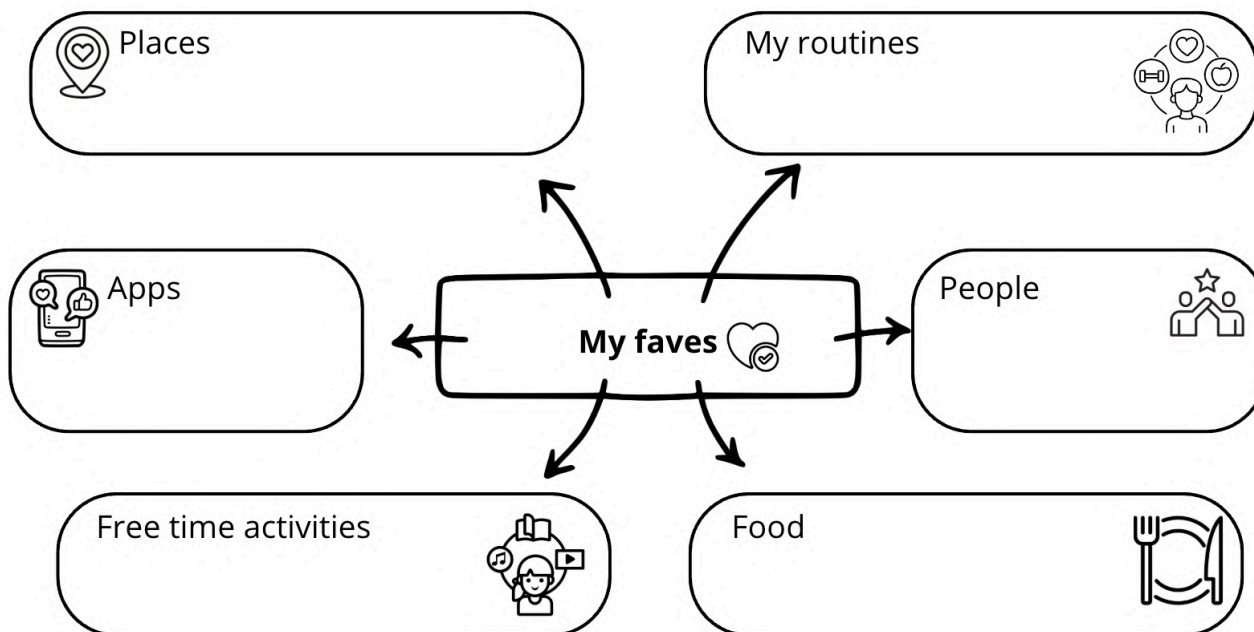
ALIBI 1
ALIBI 2
ALIBI 3
ALIBI 4

CLUES

THE CULPRIT(S) IS/ARE...

Consolidation



Activity 1. My faves. Complete the mind map.



Activity 2. My daily mix. Complete the chart with your online and offline habits.

Examples. Offline habits: go to school, play football, walk the dog, feed the pets, read books/comics, practise sports, etc.

Online habits: check Instagram, play video games, send messages, scroll on Instagram, Tik Tok, etc.

 <p>Offline habits</p>	 <p>Online habits</p>
---	--

Activity 3. Write sentences about your offline and online habits. Use adverbs of frequency.

Example: I usually play football in the afternoon, but I always check Instagram before dinner.

- 1) _____
- 2) _____
- 3) _____
- 4) _____

Activity 4. Imagine you are watching a famous streamer, 'Robleis', live on stream right now, but you also know his regular streaming routine. Complete the sentences below using the verb in parentheses in either the Simple Present or the Present Continuous.



- 1) Robleis usually _____ (stream) for five hours, but today, he _____ (end) the stream early.
- 2) Look! His cat, Naruto _____ (sleep) on the keyboard now! Naruto always _____ (try) to be on camera.
- 3) Robleis _____ (not/play) his main game, Minecraft. He _____ (try out) a new horror game at the moment.
- 4) His viewers often _____ (ask) him funny questions, but he _____ (ignore) the chat now because the game is

very intense.

- 5) I _____ (not/understand) how fast he _____ (type)! He always _____ (use) that mechanical keyboard.
- 6) Today, his brother Rushlai _____ (join) the stream for a game. They hardly ever _____ (play) together on stream.
- 7) The donation counter _____ (go up) quickly! Robleis always _____ (thank) his fans when they send money.

Activity 5. Imagine you are a teen influencer. Your followers send you messages. Write rules people **must** or **mustn't** follow to stay safe, responsible, and creative online.

~~share your password with anyone~~ - share your location publicly - respect other people's photos and ideas - click suspicious links - check the source of information - post creative and original content - be kind in online comments - create strong passwords - report dangerous content - take breaks from social media

Example. User: "Can I use your password to log in?"

Influencer: You **mustn't** share your password with anyone.

1) **User:** My password is very easy: 1234.

Influencer: You must _____

2) **User:** Click this link to get more followers fast!

Influencer: You **mustn't** _____

3) **User:** Where do you live? Please post your address.

Influencer: You **mustn't** _____

4) **User:** I saw a violent comment under your post.

Influencer: You must _____

5) **User:** This news looks strange. Should I share it?

Influencer: You must _____

6) **User:** You are online all day. Don't you get tired?"

Influencer: You must _____

7) **User:** Your followers want more creative content!"

Influencer: You must _____

Activity 6. Teens vs. parents. Complete with *must* / *mustn't*.



- 1) **Mum:** You _____ stay up all night on TikTok.
- 2) **You:** But I _____ finish my history project today.
- 3) **Mum:** Yes, and you _____ take a break every hour.
- 4) **You:** Ok... and I _____ keep the volume low.
- 5) **Mum:** And you _____ use your phone during dinner.
- 6) **You:** Ok, fine.

Activity 7. Create your “School Survival Ranking” and use comparative and superlative adjectives to defend your choices.

1) Put the numbers 1 to 8 (1 = the best, 8 = the worst):

Weekend _____	PE class _____	Exams _____	Homework _____
Class trips _____	Maths class _____	English class _____	

2) Write comparative sentences using your ranking. Use: better than / worse than / more interesting / more boring / more difficult / more complicated / easier ... than, etc.

Example: Weekends are better than homework.

- a) _____
- b) _____
- c) _____

3) Write superlative sentences based on your rankings. Use: the best / the worst / the most interesting / the most boring / the most difficult, the easiest, etc.

Example: Art is the most difficult class.





- a) _____
- b) _____
- c) _____

4) Write a short paragraph explaining what you think about your school life.

Include: 1 comparative, 1 superlative, something personal or funny

Example: “For me, class trips are the best because they feel like a mini holiday. Homework is more stressful than exams because it never ends. Rainy days are the worst because I always forget my umbrella.”

Activity 8. Imagine these are photos from your childhood. Describe them using was / were / wasn't / weren't

 <p>Example: In this picture, I was seven years old. I was with my friends. We were playing football. We were happy. My family wasn't there.</p>	 <p>1) _____ _____ _____ _____</p>
 <p>2) _____ _____ _____</p>	 <p>3) _____ _____ _____ _____</p>

 **Reading: Life Hacks for Teens**

Activity 1. What small habits can make your day better?

- listening to music drinking water paying attention in class
- eating breakfast taking online breaks eating healthy
- chatting with friends going to sleep at 4:00a.m. practising sports

Activity 2. Complete the sentences with the correct word.

focus – stretch – reward – snack – stress – trust

- 1) After finishing my homework, I give myself a small _____, like playing a game.
- 2) Exams can give students a lot of _____, but deep breaths help.
- 3) In class, you can _____ your arms to feel more relaxed.
- 4) It is important to talk to people you _____ when you feel sad.
- 5) If you want to do well in school, you must _____ on your lessons and not your phone.
- 6) My favourite _____ is chocolate, but I also like fruit.

Activity 3. While you read: Find the hack for: Morning, School, Homework, Feelings.

Life Hacks for Teens

Being a teenager isn't easy, but there are many life hacks that can make your days better. Some teens think life is the hardest now, but it can actually be easier with small changes.

Morning routines are very important. When you wake up, don't grab your phone immediately: you must drink some water first. It's one of the simplest habits, but it helps a lot. While you are getting ready, try listening to music. Many teens say that music makes mornings happier.



At school, pay attention to your energy. If classes are long, take short breaks. You mustn't use your phone in class, but you can stretch your arms or take deep breaths. Right now, thousands of teens around the world are trying new habits to stay focused.



Stress is normal, but it was worse last year for many of us. Now things are better, and we are learning new ways to stay calm. One of the best hacks is talking to someone you trust. When I was younger, I was very shy, but now I know that sharing feelings helps a lot.



Another life hack is planning your time. Some teens think planning is boring, but it is actually smarter. While you are doing homework, keep your phone away. You must give yourself a small reward after finishing a task, maybe a snack or some minutes of your favourite game.



Finally, remember this: you don't need to be perfect. You simply need habits that make your life easier, your days brighter, and your mind stronger. And know this: every day, you are becoming the best version of yourself.



Activity 4. After reading: Do the following activities.

1) Choose the correct answer

1) What should you do in the morning?

- a) Grab your phone
- b) Drink water
- c) Play a game

2) What can make mornings happier?

- a) Listening to music
- b) Eating a snack
- c) Talking to a friend

3) What should you do with your phone while doing homework?

- a) Keep it away
- b) Use it for breaks
- c) Reward yourself with it

4) What is the conclusion?

- a) You must be perfect
- b) You need habits to make life easier
- c) Stress will never end

<p>2) Decide which hacks are most useful for your own life: 1 (most useful for you) to 7 (least useful).</p> <p>a) Drink water before using your phone ____</p> <p>b) Listen to music in the morning ____</p> <p>c) Take short breaks in class (stretch, breathe) ____</p> <p>d) Talk to someone you trust ____</p> <p>e) Plan your time and keep phone away during homework ____</p> <p>f) Give yourself a reward after homework ____</p> <p>g) Remember you don't need to be perfect ____</p>	<p>5) Choose the correct option:</p> <p>a) Morning music makes my day happier / the happiest.</p> <p>b) Drinking water is one of the simplest / more simple life hacks.</p> <p>c) Last year was worse / worst for many students.</p> <p>d) Planning your time is smarter / the smartest than doing everything at the last minute.</p> <p>e) Eating healthy is one of the better/ the best habits for staying focused.</p>
<p>3) Complete with the correct form of the verb: present simple or present continuous.</p> <p>a) Teens around the world _____ (try) new habits right now.</p> <p>b) I usually _____ (listen) to music in the morning.</p> <p>c) My friend _____ (not like) planning his time.</p> <p>d) We _____ (learn) new ways to stay calm this year.</p> <p>e) She always _____ (drink) water before school.</p>	<p>6) Complete with was or were:</p> <p>a) Stress _____ worse last year.</p> <p>b) When I was younger, I _____ very shy.</p> <p>c) Many teens _____ tired in the mornings last week</p> <p>d) When I _____ 10 years old, my favourite snacks _____ brownies and chocolate.</p> <p>e) _____ you shy when you _____ a child?</p> <p>f) No, I _____</p>
<p>4) Complete with <i>must</i> or <i>mustn't</i>.</p> <p>a) You _____ use your phone in class.</p> <p>b) You _____ give yourself a small reward after homework.</p> <p>c) Teens _____ take short breaks during long classes.</p> <p>d) You _____ sleep eight hours.</p> <p>e) Teens _____ take breaks from screens.</p>	<p>7) Write about your own life hacks. Use present simple, present continuous, comparatives, <i>must/mustn't</i>, or <i>was/were</i>.</p> <p>Example: I always drink water in the morning. I must do my homework before playing games. Right now, I am learning a new habit. Last year, I was very disorganized, but now I am more responsible.</p> <p>_____</p> <p>_____</p> <p>_____</p> <p>_____</p>

Fun Fact: Did you know...?
Colour-Coded Memory: Studies suggest that taking notes using a blue pen (compared to black) can actually make information slightly easier for your brain to recall later. Blue

light's effect on the brain is thought to play a role!

References

Ministerio de Educación de la Provincia del Chubut (2013). Diseño Curricular Secundaria. Marco general.

Some of the images were either created or sourced from:

- Canva (<https://www.canva.com/>).
- ChatGpt (<https://chatgpt.com>)
- Gemini (<https://gemini.google.com>)
- Ideogram (<https://ideogram.ai>).
- Microsoft Bing (<https://copilot.microsoft.com/images/create>).
- Recraft Infinite: AI Artboard (<https://www.recraft.ai/>).